

The background of the entire page is a dark grey color, overlaid with numerous faint, white silhouettes of people in various fitness and health-related activities. These include people running, lifting weights, performing yoga, and other athletic movements. The silhouettes are scattered across the page, creating a sense of movement and activity.

CORE

HEALTH & FITNESS

2019 CATALOGUE

OUR PURPOSE

IS TO **INNOVATE**
BY SHARING OUR
PASSION FOR
FITNESS
PERFORMANCE

CORE

HEALTH & FITNESS



THE BRANDS MEMBERS ASK FOR BY NAME

Core Health & Fitness is the world's largest marketer and distributor of commercial fitness solutions, offering top brands for every category. To learn more about our portfolio of brands and fitness products visit: corehealthandfitness.com

TABLE OF CONTENTS

▶	<u>Company Information</u>	4
▶	<u>Education & Training</u>	6
▶	<u>Star Trac® Cardio</u>	8
	<ul style="list-style-type: none">• Consoles• 10 Series• 8 Series• S Series• 4 Series	
▶	<u>StairMaster® High Intensity</u>	20
	<ul style="list-style-type: none">• Consoles• HIIT Products	
▶	<u>Nautilus® Strength</u>	26
	<ul style="list-style-type: none">• One• Inspiration• Impact• Instinct• HumanSport• Leverage• Plate Loaded• Multi-Stations• Benches & Racks	
▶	<u>Schwinn® Group Cycling</u>	56
	<ul style="list-style-type: none">• Customization• Schwinn Bikes	
▶	<u>Product Support</u>	66

CORE

HEALTH & FITNESS

WE ARE HERE TO SUPPORT YOU!

We have a wide array of resources and content available for you to take advantage of including an intuitive and comprehensive website that features all four brands, a technical support website and a service hotline. We also have a wide variety of social media accounts where you can connect with other fitness enthusiasts, watch relevant videos and stay up-to-date on your favorite brands and industry news.

FOLLOW US ON SOCIAL MEDIA

Core Health & Fitness



Star Trac



StairMaster



Nautilus



Schwinn



CORE VALUES

At Core we believe that culture is the foundation for success and our Core Values are the mortar that holds it all together.

PLAY TO WIN

**WE COMPETE AS A TEAM.
WE HAVE A BIAS TOWARDS POSITIVE ACTION.**

KEEP SCORE

**TO KNOW HOW TO WIN, WE NEED TO KNOW
WHERE WE STAND.**

OWN IT

WE ARE ACCOUNTABLE, END TO END.

CHANGE IT UP

PLAN AND PREPARE TO BE NIMBLE.

ALL IN

WE ACT AS ONE TEAM.

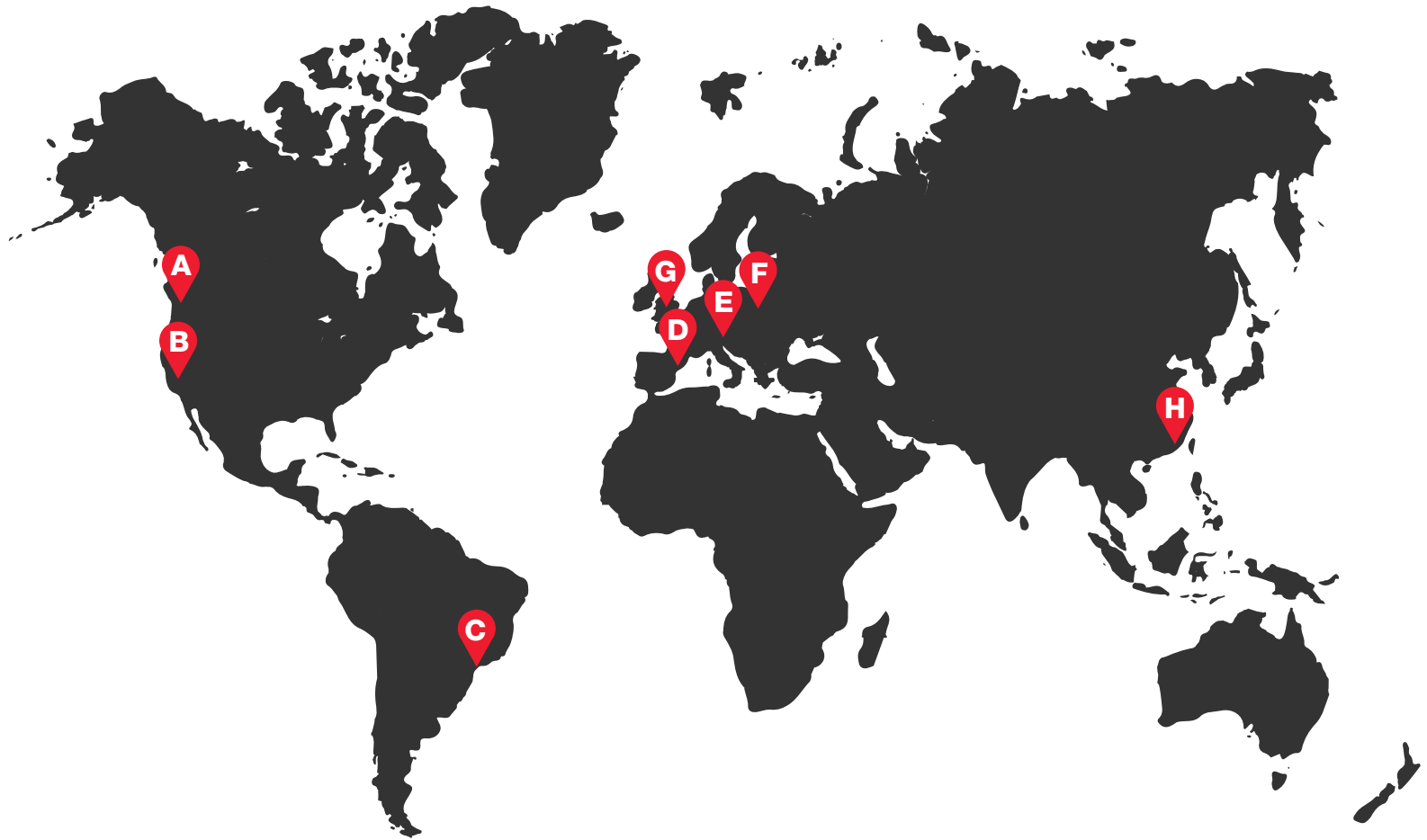
FIND A WAY

**DO WHAT IT TAKES. THINK BIG FOR CORE.
NO EXCUSES.**

SPEAK UP

**LET'S HEAR IT. PRACTICE RESPECTFUL,
UNFILTERED DIALOGUE.**

YOUR **GLOBAL** FITNESS PROVIDER



GLOBAL SUPPORT CENTER

4400 NE 77th Avenue, Suite 300
Vancouver, WA 98662
Tel: (360) 326-4090 • (888) 678-2476



GLOBAL INNOVATION CENTER

20 Empire Drive
Lake Forest, California 92630
Tel: +1 (800) 228-6635



BRAZIL

Rua São Luiz Gonzaga, N. 1791, suite 1817
Benfica, Rio de Janeiro, 20910-065, Brazil
Tel: +55 (19) 3837 3047



SPAIN

C/ Fructuòs Gelabert 6
08970 Barcelona, España
Tel: +34 934808540



GERMANY

Fraunhoferstr. 22
82152 Planegg, Germany
Tel: +49 89 2189800



POLAND

Andersia Centre
1st Floor, Plac Andersa 7
61-894 Poznan, Poland
Tel: +48 616 683 855



EMEA SUPPORT CENTER

Unit 4, The Gateway Centre, High Wycombe
Buckinghamshire HP12 3SU
Tel: +44 (0) 1494 688260



ASIA PACIFIC

25 North 2nd Road
Xinglin, Jimei District
Xiamen, China 361022
Tel: +86 (0) 592 624 8296



INCREASE REVENUE WITH EDUCATION

Committed to sharing our passion for fitness performance, Core Health & Fitness has expanded beyond just manufacturing premium fitness equipment. We have created a global organization of passionate Master Trainers who educate thousands of instructors around the world every year.

The Core Health & Fitness Master Trainer team will provide instructor training sessions to enhance the experience your staff and members have with our equipment, certify your trainers in a variety of fitness programs (HIIT, Indoor Cycling, BoxMaster, Strength Training, etc) and help you start up or optimize your revenue generating programs. Different facilities have different needs and we customize our protocol to what is best for each customer.

Master Trainers provide award-winning programming that award continuing education credits through various providers globally for all of our certifications and workshops, either live or online. We view our team as an extension of the sales and marketing team. The Master Trainers have extensive knowledge of our products, brands and information required to set you up for success and to continue strengthening the relationship between our brands and your business.

By offering a robust selection of quality fitness programs and world class instructor training, we give facilities the opportunity to expand their member base, retain existing members and open up new revenue opportunities. We are committed to developing cutting-edge programming and providing tools that can help any instructor elevate their class experience.



EDUCATION OFFERINGS



Live Training

Our team of Master trainers offer live training opportunities all over the world and are even available for facilities to host their own live training event. There is no better way to learn than live from our award winning team of master trainers. You can find a list of upcoming events at:

www.corehandf.com/certifications



Education Packages

We have created comprehensive materials to help support your fitness programs. Packages include things like an instructor manual, sample class structures, posters, promotional postcards, and much more!



Online Training

The convenience of our self-paced online course enables instructors who are unable to attend a live training to have the opportunity to get the same high quality training and feel like they are fully connected to the greater community. Instructors will be given the tools and knowledge they need to become a quality instructor.



With **Star Trac®**, we're with you and your members at every step. It goes beyond providing cardio products. It's about solutions designed around users to help mold lifelong habits for health and fitness. For facility operators, it's about **relationships that are just as strong and enduring as the equipment that bears our name.**

Built for Performance
Works as Hard as You Do

OpenHub™
Family of Cardio Consoles

User Comfort
Built into Every Machine

User Focused
Convenience Features



BRAND HIGHLIGHTS



□ WHAT WE'RE KNOWN FOR □

- The brand **used by enthusiasts**
- Great for **tracking**
- Makes products that are **fun to use**
- A **reputable, trustworthy** company



□ OPENHUB CONSOLES □

Our affordable, flexible, innovative OpenHub consoles are available on every piece of 10 Series and 8 Series Star Trac. They offer best in class entertainment, fitness tracking and asset management solutions. With the ability to select just the features you want, and add new features in the future, this open platform offers you the ability to have exactly what you want, when you want it.



□ UNMATCHED USER COMFORT □

Whether it is our signature personal fans, the shock absorbent Soft Trac® technology in our treads & pedals, or the convenience of accessible water bottle holders and media trays, Star Trac cardio will keep your members happy with its commitment to user comfort.



□ IMPRESSIVE & UNIFIED AESTHETIC □

The cardio section has never looked so appealing. All Star Trac Cardio is styled with a sleek, modern look, with each additional unit complementing the section as a whole. With their shared look and OpenHub interface, members will feel at home on whatever machine they choose to use.

OPENHUB™ CARDIO CONSOLES

Our design philosophy for OpenHub was simple: provide a flexible platform that connects expert partners to provide solutions for every customer for today and into the future. OpenHub is a smart, affordable, configurable solution. Available on Star Trac® and StairMaster® cardio equipment, OpenHub comes packed with entertainment, fitness tracking, group display and asset management solutions. Whether you are looking for embedded TV, streaming video, 800/900mhz receivers or an add-on PVS, it's all possible. The best part is, you add (and pay for) only what you want, when you want. New 15" & 19" embedded consoles have been enhanced with beautiful new HD touch screen displays, Wi-Fi and Ethernet internet connectivity, exciting new fitness training programs and integrated streaming, news and social apps. All OpenHub consoles can connect with leading technology and third-party apps to deliver connectivity solutions for users to easily track, save and share their workout results. The future of club connectivity is OpenHub.

AVAILABLE ON:



THREE CONSOLE OPTIONS



	15"/19" TOUCH SCREEN	10" TOUCH SCREEN	LCD SCREEN	
FEATURES	BLUETOOTH	●	●	●
	ANT+	●	●	●
	USB CHARGING PORT	●	●	●
	HDMI PORT	●	○	○
	PERSONAL FAN	●	●	●
	TV TUNER (GLOBAL)	●		
	INTEGRATED SERVICE INDICATOR	●	●	●
	800/900MHZ RECEIVER		○	○
	IPTV / SET TOP BOX CONTROL	○	○	○
	ADD-ON PERSONAL VIEWING SCREEN		○	○
	ECOFIT ASSET MANAGEMENT	○	○	○
	WI-FI / ETHERNET	●		
	APPLE GYMKIT / NFC	●		●
	RFID	○		

OUR EXPERT PARTNERS:

● INCLUDED

○ OPTIONAL



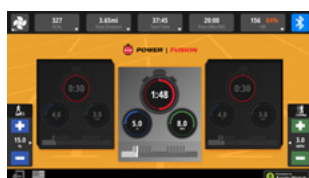
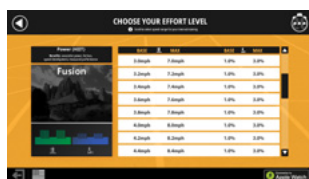
FitMetrix, Broadcastvision Entertainment, ECOFIT, MYE, Performance IQ, Zwift, Runsocial, Apple and MyZone are registered trademarks and/or service marks owned by other companies not affiliated with Core Health & Fitness LLC and are not owned by Core Health & Fitness LLC.



OPENHUB™ PROGRAMS

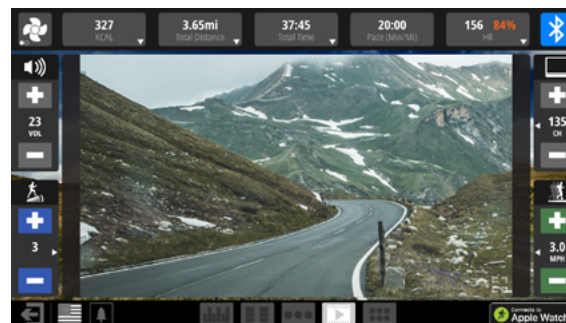
EXCLUSIVE HIIT PROGRAMS

OpenHub embedded consoles now offer an exciting and innovative new HIIT program developed by World Record Holder, Olympic Trials Qualifier, and Master Trainer, Sonja Friend-Uhl. Interval training has been clinically proven to provide amazing benefits, such as reducing blood pressure, glucose sensitivity and body fat, while improving aerobic fitness and muscular power. A version of the program was created for each piece of cardio equipment, with time-efficient workouts that take only 20 minutes to complete and can be adjusted to work for any fitness level. Variations allow for hundreds of different workout combinations, keeping participants engaged as they progress through the ranks to higher effort levels. Get maximum benefits from your cardio workout with 90% less training volume and up to 67% less time commitment compared with other interval training protocols.



RUNTV

RunTV is an immersive fitness entertainment experience designed to help motivate you to get the most from your exercise. Gain access to a curated collection of virtual environments to run through and empowering videos to view, all at your fingertips while you work out. Take on the Tour de France, watch videos on improving your technique, get inspired by stories of extraordinary human feats, or lose yourself in a feature film. Whatever you choose, RunTV will empower you on your journey.



ENTERTAINMENT OPTIONS

STB Ready Consoles

Connect to IPTV, satellite or cable services, if a system uses a STB, or is capable of using one, then it will connect with our new STB Ready embedded cardio screens. The connection is seamless, and user control of channel and volume is done via integrated controls on the display. No add-on keypads required. Any STB in the world. Simple.

Leaderboard Connectivity

Get visual feedback, coordinate engaging competitions and motivate members by connecting OpenHub to MyZone or similar leaderboard systems.

Wireless Audio Receiver

Optional Integrated 800/900 MHz wireless receivers have Worldwide system compatibility and provide audio from any ceiling or wall mounted TV. *(Requires wireless audio transmitter)*

Add-on PVS Kit

Our 8 Series LCD, 10" display units, and all of our S Series cardio products are pre-wired to accept an add-on 15.6" HD Personal Viewing Screen. The PVS mounts seamlessly to the product, and 8 Series cardio includes an integrated control keypad inserted into the front of the cardio display for easy control.



10 & 8 SERIES SPECIAL FEATURES


Apple GymKit Connectivity

GymKit allows OpenHub LCD and new 15"/19" consoles to connect directly with Apple Watch for real-time data sharing between the equipment and watch using NFC technology to allow a simple tap to pair connection.



Quick Key Selection

Quickly adjust speed and incline with the easy Quick Key selection on the 8-TRx treadmill. Members can quickly navigate the treadmill controls and adjust their workout with a row of large buttons on the LCD console. This user-friendly feature allows for easy adjustment to the workout while in motion.



Asset Management

ECOFIT® asset management solutions let you see beyond the basics of which machines are most used – you'll get insights that show you if you should rotate machine placements to improve maintenance scheduling, identify and plan preventative maintenance to ensure equipment is available to members and much more.

Streaming from Personal Devices

Our 15" embedded console and our PVS add-on displays for 8 Series allows users to stream content from their personal device to the screen. This requires an HDMI connection to our integrated HDMI port using a cable appropriate for a user's personal device, be it Apple®, Android™ or other. *(Cables not included)*

Hub Cap - Optional Tablet Holder

For viewing content on a personal device while exercising, we also offer an optional tablet holder that can be added to the top of any LCD or 10" OpenHub™ console. Able to hold tablets up to 10.1" diagonal screen size.

NEW



FreeRunner™ 10TRx

- Revolutionary new patented HexDeck technology features an aluminum running deck, supported by a proprietary, hexagonal polymer suspension system that creates a treadmill with unprecedented cushion and responsiveness
- 20% max incline | 15 mph (24 kmh) max speed
- Star Trac's popular personal fan for comfort
- Integrated USB port provides charging capability for user devices
- User weight capacity of 500 lb (227 kg)
- Contact and telemetry heart rate
- 10" (25.4 cm) step-up height



Overall Weight
576 lb (261 kg)

19"

Width
34.8" (88 cm)

LCD

Length
81.5" (207 cm)

PVS

Height
60" (152 cm)

Running Surface
61" x 22"
(155 x 55 cm)

Treadmill 8TRx

- Soft Trac® triple cell cushioning system provides maximum shock absorption making the entire deck a sweet spot
- 20% max incline | 15 mph (24 kmh) max speed
- Star Trac's popular personal fan for comfort
- Integrated USB port provides charging capability for user devices
- User weight capacity of 500 lb (227 kg)
- Contact and telemetry heart rate
- 10" (25.4 cm) step-up height
- Lighter weight aluminum frame for maximum corrosion protection



15"

Overall Weight
447 lb (203 kg)

10"

Width
36" (91 cm)

LCD

Length
85" (215 cm)

PVS

Height
60" (152 cm)

Running Surface
60" x 22"
(152 x 55 cm)

Treadmill 8TR

- Soft Trac® triple cell cushioning system provides maximum shock absorption
- 15% max incline | 12.5 mph (20 kmh) max speed
- Star Trac's popular personal fan for comfort
- Integrated USB port provides charging capability for user devices
- User weight capacity of 500 lb (227 kg)
- Contact and telemetry heart rate
- 9" (23 cm) step-up height



10"

Overall Weight
576 lb (261 kg)

Width
32" (81 cm)

LCD

Length
81" (206 cm)

PVS

Height
60" (152 cm)

Running Surface
60" x 22"
(152 x 55 cm)

Trail Hiker 8TH

- Patented design and movement pattern maximize both caloric burn and motivate users to work harder, burning up to 2 times more calories than walking on a flat treadmill at the same speed
- Movement arms and dual ramping decks create total body engagement, and the feel of outdoor hiking with trekking poles
- Star Trac's popular personal fan for comfort
- Integrated USB port provides charging capability for user devices
- User weight capacity 350 lb (159 kg)
- Contact and telemetry heart rate
- 12" (31 cm) step-up height



LCD

Overall Weight
719 lb (326 kg)

Width
36" (91 cm)

Length
83" (211 cm)

PVS

Height
83" (211 cm)

Walking Surface
52" x 9" x 2
(132 x 23 cm) x 2

VersaStrider™ 8VS

- MyStride™ technology in the VersaStrider allows users to vary stride length dynamically - no buttons to push, just stride
- Level control buttons are integrated into movement arms - adjust level without letting go of handles
- Integrated movement wheel at rear of machine allows one person to easily maneuver the unit for placement or service
- Movement arms follow a converging path of motion that closely follows the human body's natural movement
- 10" - 32" (25 - 81 cm) stride length
- Star Trac's popular personal fan for comfort
- Integrated USB port provides charging capability for user devices
- User weight capacity 350 lb (159 kg)
- Contact and telemetry heart rate



15"

Overall Weight
694 lb (315 kg)

10"

Width
35" (89 cm)

LCD

Length
89" (226 cm)

PVS

Height
69" (175 cm)

Cross Trainer 8CT

- Efficient footprint and approachable, stable platform with minimal step-up height for easy access from all angles
- Soft Trac® pedals provide ultimate shock-absorbing comfort throughout the entire workout
- 18" (47 cm) stride length
- Star Trac's popular personal fan for comfort
- Integrated USB port provides charging capability for user devices
- User weight capacity 350 lb (159 kg)
- Contact and telemetry heart rate



15"

Overall Weight
456 lb (207 kg)

10"

Width
30" (76 cm)

LCD

Length
76" (193 cm)

PVS

Height
72" (182 cm)

Rear Drive Elliptical 8RDE

- Ergonomic hand grips offer multiple hand positions and heart rate detection
- Articulating foot pads create a very comfortable and natural stride pattern
- Soft Trac® pedals provide ultimate shock-absorbing comfort throughout the entire workout
- 18" (47 cm) stride length
- Star Trac's popular personal fan for comfort
- Integrated USB port provides charging capability for user devices
- User weight capacity 350 lb (159 kg)
- Contact and telemetry heart rate



15"

Overall Weight
380 lb (172 kg)

10"

Width
36" (91 cm)

LCD

Length
86" (218.44 cm)

PVS

Height
73" (185 in)

Upright Bike 8UB

- Dual platform pedals with ratcheting straps provide user with option for secure hold or strap-free platform workout
- Easy-up seat adjust for simple seat position changes
- Morse Taper bottom bracket and pedal system for extreme durability
- Star Trac's popular personal fan for comfort
- Integrated USB port provides charging capability for user devices
- User weight capacity 350 lb (159 kg)
- Contact and telemetry heart rate
- Lighter weight aluminum frame for maximum corrosion protection



15"

Overall Weight
152 lb (69 kg)

10"

Width
25" (64 cm)

LCD

Length
51" (130 cm)

PVS

Height
58" (147 cm)

Recumbent Bike 8RB

- Dual platform pedals with ratcheting straps provide user with option for secure hold or strap-free platform workout
- Contoured backrest for increased airflow and comfort
- Armrests alleviate tension in the shoulders and allow for a more relaxed posture
- Morse Taper bottom bracket and pedal system for extreme durability
- Telescoping hand grips adjust to fit every user and allow access to the contact heart rate
- Star Trac's popular personal fan for comfort
- Integrated USB port provides charging capability for user devices
- User weight capacity 350 lb (159 kg)
- Contact and telemetry heart rate
- Lighter weight aluminum frame for maximum corrosion protection



15"

Overall Weight
189 lb (86 kg)

10"

Width
28" (71 cm)

LCD

Length
66" (167 cm)

PVS

Height
60" (154 cm)

Treadmill STRc

- Soft Trac® triple cell cushioning system provides maximum shock absorption making the entire deck a sweet spot
- 15% max incline | 12.5 mph (20 kmh) max speed
- Star Trac's popular personal fan for comfort
- User weight capacity of 500 lb (227 kg)
- Contact and telemetry heart rate
- 7" (17.7 cm) step-up height



Overall Weight
533 lb (242 kg)

Width
32" (81 cm)

Length
81" (206 cm)

Height
58" (147 cm)

PVS

Running Surface
60" x 22"
(152 cm x 55 cm)

Treadmill STRx

- Soft Trac® triple cell cushioning system provides maximum shock absorption making the entire deck a sweet spot
- 15% max incline | 12.5 mph (20 kmh) max speed
- Star Trac's popular personal fan for comfort
- User weight capacity 350 lb (159 kg)
- Contact and telemetry heart rate
- 7" (17.7 cm) step-up height



Overall Weight
514 lb (233 kg)

Width
32" (81 cm)

Length
81" (206 cm)

Height
58" (147 cm)

Running Surface
60" x 20"
(152 x 51 cm)



Cross Trainer SCTx

- Efficient footprint and approachable, stable platform with minimal step-up height for easy access from all angles
- 18" (47 cm) stride length
- Star Trac's popular personal fan for comfort
- User weight capacity 350 lb (159 kg)
- Contact and telemetry heart rate



Overall Weight
483 lb (219 kg)

Width
30" (76 cm)

Length
76" (193 cm)

Height
72" (183 cm)



Upright Bike SUBx

- Dual platform pedals with ratcheting straps provide user with option for secure hold or strap-free platform workout
- Easy-up seat adjust for simple seat position changes
- Morse Taper bottom bracket and pedal system
- Star Trac's popular personal fan for comfort
- User weight capacity 350 lb (159 kg)
- Contact and telemetry heart rate



Overall Weight
157 lb (71 kg)

Width
23" (58 cm)

Length
46" (117 cm)

Height
57" (145 cm)



Recumbent Bike SRBx

- Walk-through design and intuitive wrap-around seat adjust allow users to access and change seat position with ease
- Dual platform pedals with ratcheting straps provide user with option for secure hold or strap-free platform workout
- Armrests alleviate tension in the shoulders and allow for a more relaxed posture
- Wrap-around seat adjust provides an intuitive handle for simple seat position changes
- Morse Taper bottom bracket and pedal system
- Star Trac's popular personal fan for comfort
- User weight capacity 350 lb (159 kg)
- Contact and telemetry heart rate



Overall Weight
212 lb (96 kg)

Width
26" (66 cm)

Length
66" (168 cm)

Height
53" (135 cm)





NEW

4 Series Cardio

The 4 Series cardio line from Star Trac is the **perfect solution for the hospitality and multi-family housing markets**. With premium full color flat panel displays, quick select adjustment keys, and optional personal viewing screen, the 4 Series provides smaller facilities with the **look and performance of a full commercial product**.

Treadmill 4TR

- 15% max incline | 12.5 mph (20 kmh) max speed
- Full color flat panel LCD display creates a premium user experience
- Quick Key selects for speed and incline allow for one-touch changes on the fly
- Star Trac's popular personal fan for comfort
- Integrated USB port provides charging capability for user devices
- User weight capacity of 500 lb (227 kg)
- Contact and telemetry heart rate
- 7" (17.7 cm) step-up height



Overall Weight
450 lb (205 kg)

Width
32 in (81 cm)

Length
81" (206 cm)

Height
60 in (152 cm)

Running Surface
60" x 22"
(152 cm x 55 cm)



Cross Trainer 4CT

- Efficient footprint and approachable, stable platform with minimal step-up height for easy access from all angles
- Soft Trac® pedals provide ultimate shock-absorbing comfort throughout the entire workout
- 20" (51 cm) stride length
- Full color flat panel LCD display creates a premium user experience
- Quick Key selects for level allow for one-touch changes on the fly
- Star Trac's popular personal fan for comfort
- Integrated USB port provides charging capability for user devices
- User weight capacity 350 lb (159 kg)
- Contact and telemetry heart rate



Overall Weight
483 lb (219 kg)

Width
30 in (76 cm)

Length
76 in (193 cm)

Height
72 in (183 cm)



Recumbent Bike 4RB

- Walk-through design and intuitive wrap-around seat adjust allow users to access and change seat position with ease
- Full color flat panel LCD display creates a premium user experience
- Quick Key selects for level allow for one-touch changes on the fly
- Star Trac's popular personal fan for comfort
- Integrated USB port provides charging capability for user devices
- User weight capacity 350 lb (159 kg)
- Contact and telemetry heart rate



Overall Weight
212 lb (96 kg)

Width
26" (66 cm)

Length
66" (168 cm)

Height
53" (135 cm)



Upright Bike 4UB

- Full color flat panel LCD display creates a premium user experience
- Quick Key selects for level allow for one-touch changes on the fly
- Star Trac's popular personal fan for comfort
- Integrated USB port provides charging capability for user devices
- User weight capacity 350 lb (159 kg)
- Contact and telemetry heart rate



Overall Weight
157 lb (71 kg)

Width
23" (58 cm)

Length
46" (117 cm)

Height
57" (145 cm)



StairMaster®

THIS IS HIIT

Decades after pioneering the **toughest workout in the gym**, our machines are still the ones members choose to push themselves to the limit. Today, we add new innovations to StairMaster's portfolio that make hearts pound, lungs burn and **keep members coming back to the workouts they love to hate.**

StairMaster®

HIIT Consoles on Select Products

The Toughest Workouts

Members Will Love to Hate

User Focused
Convenience Features

Get the Whole Circuit

Build a complete HIIT circuit with unified consoles and accompanying HIIT programming



BRAND HIGHLIGHTS



□ WHAT WE'RE KNOWN FOR □

- The **#1 name** in cardio
- Known for **high intensity**
- Known for having **reliable products**
- Delivers **quick results**
- A **reputable, trustworthy** company



□ HIIT CONSOLE □

The StairMaster® HIIT console makes great HIIT workouts even more effective. Track your workout with detailed metrics, follow one of the built in workout programs, and connect your phone via Bluetooth to save and share your workout. The console also comes equipped with ANT+ giving you the ability to pair with heart rate trackers and connect to group displays. The HIIT Console now comes standard on StairMaster HIIT products.



□ BEST IN THE BOX □

Hailed as the workouts that members love to hate, the new line of StairMaster® HIIT products will work you harder and smarter than ever before. Tested at CrossFit™ events and partnered with Spartan, StairMaster High Intensity equipment and programs will make your heart race, your lungs pound and leave you begging for more.

□ HIIT PROGRAMMING □

From the makers of the toughest workouts in the gym, comes a tough, engaging and scientifically backed High Intensity Interval Training program. Have your trainers and coaches HIIT certified by our Master Trainers, leverage our unique HIIT products to attract members and learn to market your own exciting HIIT program to create a new source of revenue for your facility.





StairMaster® HIIT Console

- Simple, easy to read backlit display
- Easy to use programmable time, distance, calories, time interval, and calorie interval programs
- Bluetooth connectivity to share your information to your favorite tracking app
- Displays heart rate broadcast from ANT+ or 5kHz heart rate straps
- ANT+ allows you to display data on leaderboards with tracking software
- Standard on HIIT Rower, HIITMill, HIITMill X, HIIT Bike & HIIT UBE

OPENHUB™ PROGRAMS



LANDMARK CHALLENGE

The Landmark Challenge on the StairMaster Gauntlet lets you test yourself against various landmarks. See if you can climb the Eiffel Tower, the Empire State building, the Burj Khalifa, or one of many other landmarks selected from all over the globe.

SPARTAN™ TRAINING

The Spartan Race community is as resilient as they come and so it makes sense that Spartan would partner with StairMaster, the toughest workout in the gym. The Sprint, Super and Beast are a series of challenging Spartan races held each year around the world. Last year there were over 200 events globally, and the Spartan Race Championships were broadcast on NBC in the US. Exclusive on 15" embedded and 10" Gauntlet displays are 6 different Spartan race programs to challenge gym goers to a grueling fitness challenge. Experience the Sprint, Super and Beast on the StairMaster Gauntlet and find out if you are tough enough to be a Spartan.





HIIT ROWER 9BM-9404

- StairMaster HIIT console
- Isokinetic fan resistance offers unlimited workout options
- Fan dampening system allows for increased or decreased workloads at a given stroke rate
- Water bottle and accessory holder located under foot plates for safe storage
- Easy storage while not in use by disconnecting at center point
- User weight 500 lb as tested by CORE / 350 lb as tested per EN 20957-7
- Power two D cell batteries or an optional external power supply can be ordered
- Drive Train Nickel plated steel chain
- Construction Aluminum and Steel
- Electrostatic Powder Coating for long lasting durability



Overall Weight
66 lb (29.9 kg)

Width
26.5" (68 cm)

Length
96" (244 cm)

Height
43" (109 cm)

Gauntlet™ 8G

- Available with 3 OpenHub™ console options
- Includes the Landmark Challenge Program as well as standard console programs. Spartan programs are available on 10" and 15" embedded screens
- Hot bar with stop button, heart rate, and level control
- Electronically controlled alternator, brake, and drive chain precisely control the stair speed, allowing a wide range of users to exercise smoothly within their comfort zones
- Revolving staircase with eight steps. Step surface: 8" (20cm) high, 9" (23 cm) deep and 22" (56 cm) wide.
- Step rate: 24-162 steps per minute
- User weight capacity 350 lb (159 kg)



15" **Overall Weight**
343 lb (156 kg)

10" **Width**
34" (86 cm)

LCD **Length**
58" (147 cm)

PVS **Height**
89" (226 cm)

FreeClimber™ 8FC

- Available with 3 OpenHub™ console options
- 10 programs - Quick Start, Manual, Fat Burner, Calorie Burner, Speed Intervals, Custom Intervals, Random Intervals, Heart Rate Intervals, Calorie Goal, Heart Rate Zone Trainer
- Electronically controlled alternator with chain drive precisely controls the pedal descent allowing a wide range of users to exercise smoothly within their comfort zones
- Patented independent pedal geometry with four-bar linkage keeps pedals level ensuring a comfortable, biomechanically correct movement
- Step range 1" to 14" (2.5 cm to 36 cm)
- Step rate: 26-174 steps per minute



15"

Overall Weight
271 lb (123 kg)

10"

Width
27" (69 cm)

LCD

Length
43" (110 cm)

PVS

Height
68" (173 cm)

HIIT Bike™ 9-4650

- Dual-action wind resistance provides a total body workout
- HIIT console with easy to read backlit display, Bluetooth & ANT+ connectivity, and programmable time, distance, calories, time interval, and calorie interval programs
- Robust, heavy gauge welded steel construction
- The StairMaster HIIT Bike™ was given a warm welcome at the CrossFit Games where it put the toughest among us to the test
- Backed by a full commercial warranty
- User compatible size range typically 4'11" to 6'8" (150 to 203 cm) tall
- User weight capacity 350 lb (159 kg)



Overall Weight
124 lb (56 kg)

Width
29" (74 cm)

Length
51" (130 cm)

Height
58" (147 cm)

HIIT UBE™ 9-4660

- Adjustable tower accommodates a wide variety of workouts and user sizes
- Integrated bench for seated workouts can be removed to accommodate standing or wheelchair workouts
- Adjustable cranks for varied range of motion and bilateral or unilateral motions
- HIIT console with easy to read backlit display, Bluetooth & ANT+ connectivity, and programmable time, distance, calories, time interval, and calorie interval programs
- Wheelchair accessible ramp option allows wheelchair access and meets ADA criteria. The removable ramp's unique mounting system adds only 22" (56 cm) to the total length of the machine
- User weight capacity 350 lb (159 kg)



Overall Weight
320 lb (145 kg)

Width
36" (92 cm)

Length
70" (178 cm)

Max Height
73" (178 cm)

HIITMill™ 9-4670

- Self-powered walking, running and pushing
- Magnetic resistance brake
- Multi-grip hand positioning
- Portable design
- Water bottle and phone holder
- Accessory attachment points (straps and tubing not included)
- Extra wide 23" belt width for lateral training and max stability under load
- HIIT console with easy to read backlit display, Bluetooth & ANT+ connectivity, and programmable time, distance, calories, time interval, and calorie interval programs



Overall Weight
390 lb (177 kg)

Width
38" (95 cm)

Length
78" (197 cm)

Height
66" (167 cm)

HIITMill X™ 9-4680

- Self-powered walking, running and pushing
- Magnetic resistance brake
- Multi-grip hand positioning
- Portable design
- Water bottle and phone holder
- Accessory attachment points (straps and tubing not included)
- Farmer's Carry lift arms
- 3mm cushioned turf belt compatible with plastic field cleats
- HIIT console with easy to read backlit display, Bluetooth & ANT+ connectivity, and programmable time, distance, calories, time interval, and calorie interval programs



Overall Weight
430 lb (195 kg)

Width
55" (140 cm)

Length
78" (197 cm)

Height
66" (167 cm)

BoxMaster® 9BM-9401

- 12 perfectly positioned striking pads to accommodate a variety of specific punches
- Proprietary spring arm design provides optimal strike absorption for maximum efficiency and injury prevention
- Adjustable tower and pads makes BoxMaster a perfect fit for heights 5'0" to 6'10" (152 cm to 208 cm)
- Total body conditioning based on a 7 round, 30-minute session
- Ideal for small group revenue-generating programs
- Provides a comprehensive target pad training protocol allowing one trainer to work effectively with multiple clients
- Optional base and optional kick pad available (sold separately)



Overall Weight
246 lb (112 kg)

Width
33" (84 cm)

Length
30" (76 cm)

Height
82" (208 cm)

BoxMaster Quad® 9BM-9404

- 12 perfectly positioned striking pads to accommodate a variety of specific punches
- 4 towers for an effective small group exercise environment
- Proprietary spring arm design provides optimal strike absorption for maximum efficiency and injury prevention
- Adjustable tower and pads makes BoxMaster® a perfect fit for heights 5'0" to 6'10" (152 cm to 208 cm)
- Total body conditioning based on a 7 round, 30-minute session
- Ideal for small group revenue-generating programs
- Provides a comprehensive target pad training protocol allowing one trainer to work effectively with multiple clients



Overall Weight
1305 lb (593 kg)

Width
75" (185 cm)

Length
73" (183 cm)

Height
82" (200 cm)

Stepmill 3 SM3

- Compact design to fit 8-foot ceilings and standard doorways
- Easy-to-navigate console featuring motivating programs and features on a large, backlit LCD
- Low initial step for easy access and exit
- Light commercial and home use warranty
- Input Voltage 100-240 VAC 50/60 Hz 100 VA
- Backlit LCD Console
- Electronically controlled alternator, brake, and drive chain precisely controls the stair speed allowing a wide range of users to exercise smoothly within their comfort zones
- Revolving staircase with six steps, 6" (15 cm) high, 9" (23 cm) deep and 17" (43 cm) wide



Overall Weight
227 lb (103 kg)

Width
29" (74 cm)

Length
46" (117 cm)

Height
73" (185 cm)



Nautilus® invented the **entire modern strength training category more than 40 years ago**, and we've been reinventing it ever since. We never innovate for the sake of fads, bells or whistles, but to provide a fitness experience that naturally fits human movements. **We wouldn't settle for anything less, and neither should you.**

Customizable

Customization options for frames, upholstery & shrouds on most lines



User-Centric Design

Friendly features like cup holders, instructional placards, intuitive weight selection and more.



Unified Aesthetic

Impressive familial look that spans across strength lines



BRAND HIGHLIGHTS




□ WHAT WE'RE KNOWN FOR □

- Known for **high quality products**
- A **reputable, trustworthy** company
- Has **reliable products** with **high uptime**
- The equipment **used by serious enthusiasts**
- The equipment **used in higher end gyms**



□ EXPANSIVE SELECTION □

Nautilus covers all your strength needs. Whether you are looking for a primary strength circuit, free weights, plate loaded machines, benches & racks or functional training. Nautilus has a line to fit the needs of you and your members.



□ INNOVATIVE WEIGHT SELECTION □

Nautilus selectorized strength has some of the most innovative and easy to use weight selection systems ever. Both Lock N Load® and the weight dial remove any need for pins, which can easily be lost or broken, meaning fewer maintenance headaches. Members will love the intuitive weight adjustment, which is as simple as flipping a switch or turning a dial.




□ NAUTILUS CUSTOM STRENGTH □

Make a stronger first impression with custom strength equipment from Nautilus. We have a wide variety of options to help you match the look of your strength equipment to your personal brand, with the ability to create custom colored upholstery, frames and even design custom shrouds with your logo, on select strength lines.



MAKE A **STRONGER** IMPRESSION



A More Personal Touch

You now have the option to customize your strength equipment with custom colored frames and upholstery. You can even add your logo to select equipment to help enhance your brand. Put your best foot forward with Nautilus customer strength equipment.





Innovative weight select dial makes for easy adjustments and less maintenance



Modern, compact and unified weight tower design



Support and comfort from custom contoured, hand-crafted upholstery



DIAL “ONE” FOR UNPRECEDENTED RESULTS

Nautilus One™ equipment combines revolutionary weight stack technology, a 4-bar linkage and specialized CAM designs to provide users with smooth resistance and proper muscle loading through the complete range of motion, and the most intuitive and user-friendly selection method ever created: a dial. Fewer cams, pulleys and no guide rods extend the life of this product well past other machines.

Leg Press

Model	S6LP
OW	1,332 lb (605 kg)
SW	430 lb (195 kg)
W	51" (130 cm)
L	72" (183 cm)
H	57" (144 cm)



Leg Extension

Model	S6LE
OW	829 lb (377 kg)
SW	255 lb (116 kg)
W	52" (132 cm)
L	53" (135 cm)
H	49" (124 cm)

Seated Leg Curl

Model	S6LC
OW	855 lb (389 kg)
SW	255 lb (116 kg)
W	52" (132 cm)
L	64" (163 cm)
H	49" (124 cm)



Hip Abduction/Adduction

Model	S6AA
OW	857 lb (390 kg)
SW	255 lb (116 kg)
W	41" (104 cm)
L	87" (221 cm)
H	48" (122 cm)

Chest Press

Model	S6CP
OW	852 lb (387 kg)
SW	255 lb (116 kg)
W	64" (163 cm)
L	58" (147 cm)
H	75" (191 cm)



Pec Fly

Model	S6PF
OW	821 lb (373 kg)
SW	255 lb (116 kg)
W	74" (188 cm)
L	57" (145 cm)
H	54" (137 cm)

Lat Pulldown

Model	S6LATP
OW	890 lb (405 kg)
SW	255 lb (116 kg)
W	51" (130 cm)
L	72" (183 cm)
H	87" (221 cm)



Row

Model	S6MR
OW	860 lb (391 kg)
SW	255 lb (116 kg)
W	54" (137 cm)
L	62" (157 cm)
H	47" (119 cm)

Shoulder Press

Model	S6SP
OW	854 lb (388 kg)
SW	255 lb (116 kg)
W	64" (163 cm)
L	59" (150 cm)
H	62" (157 cm)



Lateral Raise

Model	S6LR
OW	860 lb (391 kg)
SW	255 lb (116 kg)
W	57" (145 cm)
L	46" (117 cm)
H	57" (145 cm)

Nautilus One® towers are genius in their simplicity. Unlike traditional weight stacks, plates are stacked side-by-side with minimal use of pulleys and belts. This allows for natural movement mechanics and gives a smooth, plate-loaded workout feel from a selectorized machine.



Biceps Curl

Model	S6BC
OW	795 lb (361 kg)
SW	255 lb (116 kg)
W	63" (160 cm)
L	51" (130 cm)
H	51" (130 cm)

Triceps Press

Model	S6TP
OW	801 lb (364 kg)
SW	255 lb (116 kg)
W	58" (147 cm)
L	59" (150 cm)
H	47" (119 cm)



Triceps Extension

Model	S6TE
OW	880 lb (400 kg)
SW	255 lb (116 kg)
W	62" (157 cm)
L	48" (122 cm)
H	54" (137 cm)



Abdominal Crunch

Model	S6AB
OW	859 lb (390 kg)
SW	255 lb (116 kg)
W	55" (140 cm)
L	53" (135 cm)
H	59" (150 cm)



Rotary Torso

Model	S6RT
OW	782 lb (355 kg)
SW	255 lb (116 kg)
W	41" (104 cm)
L	71" (180 cm)
H	47" (119 cm)



Low Back

Model	S6LB
OW	824 lb (375 kg)
SW	255 lb (116 kg)
W	51" (130 cm)
L	50" (127 cm)
H	49" (124 cm)



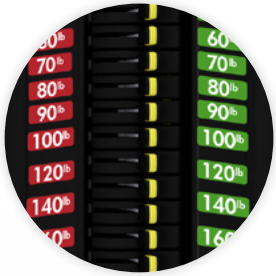
Four-Way Neck Machine

Model	S6FWN
OW	772 lb (351 kg)
SW	255 lb (116 kg)
W	64" (163 cm)
L	46" (117 cm)
H	57" (145 cm)



**Line shown with optional black shrouds*

NAUTILUS INSPIRATION™



Lock N Load®
weight selection system



Modern tower design
with customizable shrouds



Custom frames &
upholstery available



A STRONGER FIRST IMPRESSION

Proudly designed in the USA, the Nautilus Inspiration Strength® line delivers a series of must-have updates to an outstanding strength circuit. Redesigned with beautiful, modern aesthetics and uniform towers, Nautilus Inspiration makes a powerful first impression.

Each machine captures the essence of natural movement. Members will appreciate the many easy to use and easy to see features like our patented Lock N Load® weight selection system, the wrap-around assisted seat adjustment, lenticular image placards, pre-stretch and range of motion controls designed to enhance each user's experience.

Leg Press

Model	IPLP3
OW	1,227 lb (558 kg)
SW	400 lb (181 kg)
W	54" (137 cm)
L	74" (187 cm)
H	64" (163 cm)



Leg Extension

Model	IPLE3
OW	729 lb (331 kg)
SW	240 lb (109 kg)
W	48" (122 cm)
L	53" (135 cm)
H	64" (163 cm)



Leg Curl

Model	IPLC3
OW	817 lb (371 kg)
SW	240 lb (109 kg)
W	46" (117 cm)
L	64" (163 cm)
H	64" (163 cm)



Abduction / Adduction

Model	IPAA3
OW	835 lb (380 kg)
SW	200 lb (91 kg)
W	55" (140 cm)
L	56" (142 cm)
H	64" (163 cm)



Glute Press

Model	IPGM3
OW	729 lb (331 kg)
SW	240 lb (109 kg)
W	45" (114 cm)
L	75" (191 cm)
H	64" (163 cm)



Chest Press

Model	IPVP3
OW	877 lb (399 kg)
SW	240 lb (109 kg)
W	59" (150 cm)
L	43" (109 cm)
H	76" (193 cm)



Lat Pull Down

Model	IPPD3
OW	872 lb (396 kg)
SW	240 lb (109 kg)
W	55" (140 cm)
L	55" (140 cm)
H	77" (196 cm)



Vertical Row

Model	IPVR3
OW	824 lb (375 kg)
SW	240 lb (109 kg)
W	50" (127 cm)
L	45" (114 cm)
H	77" (196 cm)



Pull Over

Model	IPPO3
OW	701 lb (318 kg)
SW	200 lb (91 kg)
W	58" (147 cm)
L	58" (147 cm)
H	64" (163 cm)



The iconic Nautilus pullover movement is now available in the Inspiration line. Dubbed the "Squat of the upper body" by Nautilus founder Arthur Jones, the pullover is a powerful machine that provides 250° of shoulder rotation, working the lats, pecs and abs.

Pec Fly / Rear Deltoid

Model	IPPF3
OW	882 lb (401 kg)
SW	240 lb (109 kg)
W	58" (147 cm)
L	46" (117 cm)
H	80" (203 cm)



Shoulder Press

Model	IPSP3
OW	775 lb (352 kg)
SW	200 lb (91 kg)
W	58" (147 cm)
L	60" (152 cm)
H	64" (163 cm)



Deltoid Raise

Model	IPDR3
OW	690 lb (314 kg)
SW	200 lb (91 kg)
W	52" (132 cm)
L	47" (119 cm)
H	64" (163 cm)

Biceps Curl

Model	IPBC3
OW	690 lb (314 kg)
SW	200 lb (91 kg)
W	56" (142 cm)
L	45" (114 cm)
H	64" (163 cm)

Bilateral Arm Curl

Model	IPBA3
OW	690 lb (314 kg)
SW	200 lb (91 kg)
W	56" (142 cm)
L	45" (114 cm)
H	64" (163 cm)

Tricep Dip

Model	IPTD3
OW	906 lb (412 kg)
SW	240 lb (109 kg)
W	53" (135 cm)
L	54" (137 cm)
H	64" (163 cm)

Tricep Extension

Model	IPTE3
OW	690 lb (314 kg)
SW	200 lb (91 kg)
W	56" (142 cm)
L	43" (109 cm)
H	64" (163 cm)

Abdominal Crunch

Model	IPAC3
OW	684 lb (310 kg)
SW	200 lb (91 kg)
W	52" (132 cm)
L	51" (130 cm)
H	64" (163 cm)

Back Extension

Model	IPBE3
OW	560 lb (255 kg)
SW	200 lb (91 kg)
W	51" (130 cm)
L	50" (127 cm)
H	64" (163 cm)

Dual Adjustable Pulley

Model	IPDA3
OW	1,439 lb (654 kg)
SW	2 x 400 lb (2 x 181 kg) 2 x 100 lb (at handle)
W	62" (157 cm)
L	46" (117 cm)
H	91" (231 cm)





Lock N Load®
weight selection system



Ratcheting vertical
seat adjustment



Simple pop pin range
of motion adjustment



PROVEN. SMART. EFFECTIVE.

The Impact Strength® line brings many subtle innovations to the power of your next weight training workout. It is the evolution of the proven biomechanics and user features that have made the Impact Strength line a solid, competitive product. This line retains all the unique, proven, individual design features that customers have stated are ideal, such as pre-stretch, start assist, range of motion selection and graduated heavy weight stacks. Impact Strength incorporates new aesthetics and biomechanics features that have established its position as a competitive and diverse strength product line.

Seated Leg Press

Model	9NA-S1305
OW	825 lb (374kg)
SW	360 lb (180 kg)
W	47" (119 cm)
L	74" (187 cm)
H	65" (165 cm)



Leg Extension

Model	9NA-S1312
OW	530 lb (241 kg)
SW	260 lb (130 kg)
W	38" (97 cm)
L	57" (145 cm)
H	60" (152 cm)



Seated Leg Curl

Model	9NA-S1313
OW	630 lb (286 kg)
SW	260 lb (130 kg)
W	39" (99 cm)
L	70" (178 cm)
H	60" (152 cm)



Leg Curl

Model	9NA-S1301
OW	440 lb (200 kg)
SW	180 lb (90 kg)
W	38" (97 cm)
L	71" (180 cm)
H	60" (152 cm)



Kneeling Leg Curl

Model	9NA-S1311
OW	360 lb (164 kg)
SW	130 lb (65 kg)
W	44" (112 cm)
L	51" (130 cm)
H	60" (152 cm)



Adductor

Model	9NA-S1308
OW	430 lb (195 kg)
SW	180 lb (90 kg)
W	48" (122 cm)
L	58" (147 cm)
H	60" (152 cm)



Abductor

Model	9NA-S1307
OW	430 lb (195 kg)
SW	180 lb (90 kg)
W	48" (122 cm)
L	58" (147 cm)
H	60" (152 cm)



Standing Calf

Model	9NA-S1309
OW	485 lb (220 kg)
SW	260 lb (130 kg)
W	49" (124 cm)
L	41" (104 cm)
H	62" (151 cm)



Chest Press

Model	9NA-S4301
OW	545 lb (248 kg)
SW	260 lb (130 kg)
W	52" (132 cm)
L	50" (127 cm)
H	60" (152 cm)



Incline Press

Model	9NA-S2301
OW	570 lb (259 kg)
SW	260 lb (130 kg)
W	51" (130 cm)
L	75" (191 cm)
H	60" (152 cm)



Deltoid Fly

Model	9NA-S4304
OW	450 lb (205 kg)
SW	220 lb (110 kg)
W	30" (76 cm)
L	50" (127 cm)
H	79" (201 cm)



Fixed Lat Pull Down

Model	9NA-S3303
OW	700 lb (318 kg)
SW	260 lb (130 kg)
W	43" (109 cm)
L	64" (163 cm)
H	80" (203 cm)



Lat Pull Down

Model	9NA-S3305
OW	435 lb (197 kg)
SW	260 lb (130 kg)
W	55" (140 cm)
L	47" (119 cm)
H	98" (249 cm)



Vertical Row

Model	9NA-S3301
OW	575 lb (261 kg)
SW	260 lb (130 kg)
W	45" (114 cm)
L	62" (157 cm)
H	60" (152 cm)



Low Row

Model	9NA-S3306
OW	585 lb (266 kg)
SW	260 lb (130 kg)
W	29" (72 cm)
L	90" (119 cm)
H	86" (218 cm)



Shoulder Press

Model	9NA-S4307
OW	530 lb (241 kg)
SW	260 lb (130 kg)
W	53" (135 cm)
L	64" (163 cm)
H	60" (152 cm)



Deltoid Raise

Model	9NA-S4302
OW	430 lb (195 kg)
SW	130 lb (65 kg)
W	46" (117 cm)
L	51" (130 cm)
H	60" (152 cm)



Biceps Curl

Model	9NA-S5301
OW	460 lb (209 kg)
SW	180 lb (90 kg)
W	46" (117 cm)
L	58" (147 cm)
H	60" (152 cm)



Tricep Extension

Model	9NA-S5302
OW	460 lb (209 kg)
SW	180 lb (90 kg)
W	46" (117 cm)
L	47" (119 cm)
H	60" (152 cm)



Dip Machine

Model	9NA-S5303
OW	655 lb (297 kg)
SW	260 lb (130 kg)
W	42" (107 cm)
L	55" (140 cm)
H	65" (165 cm)



Chin Dip Assist

Model	9NA-S6334
OW	650 lb (295 kg)
SW	200 lb (100 kg)
W	60" (152 cm)
L	50" (127 cm)
H	91" (231 cm)



The **Chin Dip Assist** has become a staple strength product because it allows the user to adjust their desired weight balance and build the muscles needed for these bodyweight exercises. With the innovative Lock N Load® weight stack and updates for an even more durable construction, this machine will be at home in any weight room.

Low Back

Model	9NA-S3302
OW	680 lb (308 kg)
SW	260 lb (130 kg)
W	46" (117 cm)
L	53" (135 cm)
H	60" (152 cm)



Abdominal

Model	9NA-S6301
OW	365 lb (166 kg)
SW	130 lb (65 kg)
W	43" (109 cm)
L	59" (150 cm)
H	60" (152 cm)



Lock N Load®
weight selection system



Increased visibility through
transparent weight towers



Kevlar transmission belt for
extended life and easy replacement



EASY TO USE. EASY ON SPACE.

Welcoming to users of all levels, Instinct Strength® is a full line of intuitive machines with easy adjustments, offering users a quick and complete workout. Perfectly suited to be a basic strength line or circuit system, Instinct effectively complements more specialized lines. Users can complete a circuit on their own or with the assistance of an instructor in just 30 minutes. Instinct Strength offers both single and dual function units to meet the needs of any space or facility. The versatility of Instinct's small footprint also lets you get the most from minimal space, while blending seamlessly with our cardio line for a cohesive facility look.

Leg Extension

Model	9NL-S1010
OW	436 lb (198 kg)
SW	190 lb (86 kg)
W	37" (94 cm)
L	41" (104 cm)
H	55" (140 cm)



Leg Curl

Model	9NL-S1011
OW	469 lb (213 kg)
SW	190 lb (86 kg)
W	37" (94 cm)
L	56" (140 cm)
H	55" (140 cm)



Dual Leg Extension / Leg Curl

Model	9NL-D1014
OW	484 lb (220 kg)
SW	190 lb (86 kg)
W	37" (94 cm)
L	56" (142 cm)
H	55" (140 cm)



Dual Leg Press / Calf Raise

Model	9NL-D1013
OW	689 lb (313 kg)
SW	235 lb (107 kg)
W	39" (99 cm)
L	74" (188 cm)
H	55" (140 cm)



Dual Inner / Outer Thigh

Model	9NL-01015
OW	498 lb (226 kg)
SW	150 lb (68 kg)
W	27" (69 cm)
L	57" (145 cm)
H	55" (140 cm)



Glute Press

Model	9NL-S1012
OW	354 lb (161 kg)
SW	120 lb (55 kg)
W	37" (94 cm)
L	67" (170 cm)
H	55" (140 cm)



Chest Press

Model	9NL-S2100
OW	477 lb (217 kg)
SW	235 lb (107 kg)
W	28" (71 cm)
L	49" (124 cm)
H	55" (140 cm)



Dual Multi-Press

Model	9NL-02120
OW	539 lb (244 kg)
SW	235 lb (107 kg)
W	55" (140 cm)
L	74" (188 cm)
H	55" (140 cm)



Dual Lat Pull Down / Vertical Row

Model	9NL-03340
OW	513 lb (233 kg)
SW	235 lb (107 kg)
W	47" (119 cm)
L	50" (127 cm)
H	84" (213 cm)



Dual function machines allow for facilities with space limitations to get more great exercises in a smaller space. With multi-position grips, the innovative Lock N Load weight stack and simple switching between multiple exercises, Instinct gives you the most for your small footprint.

Lat Pull Down

Model	9NL-S3310
OW	554 lb (252 kg)
SW	235 lb (107 kg)
W	47" (119 cm)
L	60" (152 cm)
H	73" (185 cm)



Vertical Row

Model	9NL-S3320
OW	460 lb (209 kg)
SW	235 lb (107 kg)
W	46" (117 cm)
L	48" (122 cm)
H	55" (140 cm)



Shoulder Press

Model	9NL-S4100
OW	460 lb (209 kg)
SW	190 lb (86 kg)
W	53" (135 cm)
L	58" (147 cm)
H	55" (140 cm)



Dual Pectoral Fly / Rear Deltoid

Model	9NL-D2110
OW	473 lb (215 kg)
SW	190 lb (86 kg)
W	50" (127 cm)
L	54" (137 cm)
H	79" (201 cm)



Biceps Curl

Model	9NL-S5100
OW	416 lb (189 kg)
SW	190 lb (86 kg)
W	39" (99 cm)
L	40" (102 cm)
H	55" (140 cm)



Triceps Extension

Model	9NL-S5110
OW	416 lb (189 kg)
SW	190 lb (86 kg)
W	39" (99 cm)
L	40" (102 cm)
H	55" (140 cm)



Dual Biceps Curl / Triceps Extension

Model	9NL-D5120
OW	425 lb (193 kg)
SW	190 lb (86 kg)
W	39" (99 cm)
L	52" (132 cm)
H	55" (140 cm)



Rotary Torso

Model	9NL-S6300
OW	423 lb (192 kg)
SW	190 lb (86 kg)
W	38" (97 cm)
L	39" (99 cm)
H	55" (140 cm)



Dual Abdominal / Lower Back

Model	9NL-D6330
OW	369 lb (168 kg)
SW	120 lb (54 kg)
W	40" (102 cm)
L	45" (114 cm)
H	55" (140 cm)

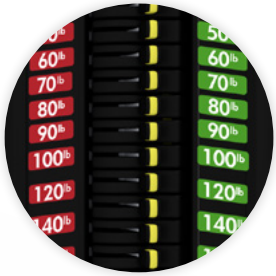


Dual Adjustable Pulley

Model	9NL-D2002
OW	894 lb (406 kg)
SW	2 x 200 lb (2 x 100 kg)
W	36" (91 cm)
L	66" (168 cm)
H	81" (207 cm)




NAUTILUS HUMANSPORT™



Lock N Load®
weight selection system



**Designed with two weight stacks for
multiple training options**



**We offer a wide variety of training
variants and programs**



A PERFECT FIT FOR EVERY USER

With a design inspired by the graceful, natural motions of the human body, HumanSport® offers a truly unique and human way of conditioning. HumanSport is so simple, so intuitive and so natural that it feels as if it were custom-built for each and every user. Six dual-function cable-based machines act as twelve workout stations by utilizing dual weight stacks to provide a wide range of total body training. When paired with the provided programming designed by our Master Trainers, HumanSport makes a powerful addition to any facility.

Shoulder Chest

Model	HSSC3
OW	655 lb (298 kg)
SW	2 x 88 lb (2 x 40 kg)
W	63" (160 cm)
L	45" (114 cm)
H	64" (163 cm)



Lat Pulley

Model	HSLP3
OW	655 lb (298 kg)
SW	2 x 88 lb (2 x 40 kg)
W	58" (147 cm)
L	58" (147 cm)
H	83" (211 cm)



Arm Crunch

Model	HSAC3
OW	655 lb (298 kg)
SW	2 x 88 lb (2 x 40 kg)
W	39" (99 cm)
L	43" (109 cm)
H	68" (173 cm)



Pull Lift

Model	HSPL3
OW	750 lb (341 kg)
SW	2 x 88 lb (2 x 40 kg)
W	39" (99 cm)
L	78" (198 cm)
H	95" (241 cm)



Total Delts

Model	HSTD3
OW	600 lb (273 kg)
SW	2 x 88 lb (2 x 40 kg)
W	29" (74 cm)
L	78" (198 cm)
H	64" (163 cm)



Total Legs

Model	HSTL3
OW	691 lb (314 kg)
SW	2 x 88 lb (2 x 40 kg)
W	39" (99 cm)
L	64" (163 cm)
H	65" (165 cm)



HUMANSPORT™ FUNCTIONAL TRAINING

HumanSport opens up completely new programming opportunities for members, trainers and facility operators. Trainers can take advantage of a wide variety of training variants and customizable programs to help members reach their individual training goals quickly and safely. For facility operators, HumanSport is a sensationally straightforward and effective tool with the flexibility to offer unique and tailorable training programs for your clients, boosting your marketability and giving you an edge over the competition.

HumanSport is designed to allow unlimited resistance training options through movements in the seated isolated position, seated unstable position, and standing position. By utilizing all three, your fitness staff can create any number of unique goal-based programs to cater to your desired client groups. These programs can be used for one-on-one personal training or to capitalize on small group training. Examples of training programs developed by our Master Trainers for HumanSport include:

- Aerobics
- Back Strength
- Stay Young & Fit
- Tennis
- Golf
- Strength for Athletes
- Ski
- Running
- Soccer
- Cycling
- Climbing

Give your members an outstanding functional training tool and gain the ability to target all new client groups with HumanSport.



Low load points for safe and simple use



One-of-a-kind lever & pivot points for optimum biomechanics



Intuitive touch points & user-friendly gas shock assisted seat adjust



A ONE-OF-A-KIND PLATE LOADED EXPERIENCE

The Nautilus Leverage™ line offers a one-of-a-kind plate loaded experience with features that outshine the competition. Leverage features stainless steel knurled grips, assisted seat adjustments and user pre-stretch settings. Using multiple levers and cams, Leverage creates a unique lifting profile for each movement that maximizes the mechanics of the human body. With a sleek look and integrated storage, the Leverage strength line will appeal to facility operators and their members. It's all about the feel and once you've exercised on Leverage, pushing and pulling weight plates will never be the same again.

Chest Press

Model	9NP-L2002
OW	600 lb (273 kg)
W	59" (150 cm)
L	71" (180 cm)
H	58" (147 cm)



Incline Press

Model	9NP-L2003
OW	530 lb (241 kg)
W	51" (130 cm)
L	76" (193 cm)
H	51" (130 cm)

Decline Press

Model	9NP-L2004
OW	615 lb (280 kg)
W	58" (147 cm)
L	81" (206 cm)
H	49" (124 cm)



Lat Pull Down

Model	9NP-L3003
OW	530 lb (241 kg)
W	51" (130 cm)
L	81" (206 cm)
H	80" (203 cm)

High Row

Model	9NP-L3005
OW	575 lb (261 kg)
W	51" (130 cm)
L	86" (218 cm)
H	73" (185 cm)



Low Row

Model	9NP-L3004
OW	550 lb (250 kg)
W	51" (130 cm)
L	79" (201 cm)
H	46" (117 cm)

Shoulder Press

Model	9NP-L4002
OW	540 lb (245 kg)
W	51" (130 cm)
L	71" (180 cm)
H	58" (147 cm)



Biceps Curl

Model	9NP-L5002
OW	575 lb (261 kg)
W	62" (157 cm)
L	61" (155 cm)
H	41" (104 cm)

Abdominal Crunch

Model	9NP-L5003
OW	461 lb (209 kg)
W	61" (156 cm)
L	62" (157 cm)
H	61" (156 cm)



The **Plate Loaded Ab Crunch** combines the iconic Nautilus clam shell ab crunch motion with key features of the Leverage line like low plate load points, a progressive strength curve, two color frame design and convenient plate storage.

NAUTILUS **PLATE LOADED**



A BENCHMARK FOR PLATE LOADED MACHINES

It's no secret that working out with plates is one of the most effective ways to train and condition, but it's what you do with those weights that makes all the difference. Designed to make working out with plates as effective, rewarding and safe as possible, our Plate Loaded line occupies its own unique place in training and on your facility floor. With industry standard designs like our Leg Press and Hack Squat, we helped set the benchmark for traditional plate loaded machines. When it comes to innovation we've led the way with our 7 degree angled Smith Machine and the Freedom Rack™, which delivers the safety of a Smith Machine and the versatility of a Power Rack.

NAUTILUS
GLUTE DRIVE



The Nautilus Glute Drive safely and smartly isolates your glutes, building power through a strong hip bridge motion, creating sexy glutes, improved hip and core stability. The Glute Drive gives you the full benefits of the hip thrust exercise, simply, safely, and with good form. A comfortable padded belt secures the user to the back pad which supports the full length of the spine for added safety. Users can load up to four plates on each side, which gives the machine a max weight load of 360 lbs.

Glute Drive

Model	NP-L1131
OW	202 lb (91.6 kg)
W	60" (152.5 cm)
L	62" (157.5 cm)
H	35" (89 cm)



- Upper body pivot bench provides full spinal stabilization and support
- Heavy reinforced padded waist harness provides optimal lifting application
- Oversized angled foot platform to accommodate users of all sizes
- Dual sided safety catch and release mechanism for ease of use
- Bottom dropout safety stop
- Integrated resistance band pegs for modification of load curve
- Commercial grade dual pivot bearings
- Delrin coated protective wear surfaces on heavy contact and load points
- 3mm wall thickness industrial grade steel

Freedom Rack™

Model	NP-L8507
OW	957 lb (435 kg)
W	75" (191 cm)
L	83" (211 cm)
H	90" (229 cm)



Smith Machine

Model	NP-L8500
OW	680 lb (309 kg)
W	89" (226 cm)
L	67" (170 cm)
H	82" (208 cm)



Angled Leg Press

Model	NP-L1141
OW	566 lb (257 kg)
W	72" (182 cm)
L	90" (229 cm)
H	58" (147 cm)



Hack Squat

Model	NP-L1130
OW	449 lb (204 kg)
W	72" (182 cm)
L	93" (236 cm)
H	47" (119 cm)



Tilt Seat Calf

Model	NP-L1110
OW	183 lb (83 kg)
W	27" (69 cm)
L	58" (147 cm)
H	37" (94 cm)



Incline Lever Row

Model	NP-L3140
OW	214 lb (97 kg)
W	34" (86 cm)
L	72" (183 cm)
H	49" (124 cm)



Seated Dip

Model	P3SD
OW	316 lb (143 kg)
W	43" (109 cm)
L	52" (132 cm)
H	42" (107 cm)



Leg Press

Model	P3LP
OW	560 lb (254 kg)
W	69" (174 cm)
L	108" (275 cm)
H	57" (144 cm)



Deadlift/Shrug

Model	P3DLS
OW	219 lb (99 kg)
W	61" (154 cm)
L	71" (181 cm)
H	46" (117 cm)



Four-Way Neck Machine

Model	P3FWN
OW	230 lb (104 kg)
W	61" (154 cm)
L	49" (125 cm)
H	61" (154 cm)



Prone Leg Curl

Model	P3LCP
OW	181 lb (82 kg)
W	44" (113 cm)
L	77" (195 cm)
H	31" (78 cm)



Leg Extension

Model	P3LE
OW	236 lb (107 kg)
W	46" (116 cm)
L	74" (189 cm)
H	53" (134 cm)



NAUTILUS MULTI-STATIONS



HUGE VARIETY. SMALL FOOTPRINT.

Sometimes you have space for multiple pieces of equipment and sometimes you don't. That is exactly why our multi-stations are a great option when you're still looking for the total workout experience and commercial feel while needing to maximize space.

Each of our multi-stations have the smallest possible footprint, while combining the most essential elements from our strength lines. Add in great features like swiveling pulleys on the Lat Pull Down, Low Row and Triceps Press and fully adjustable pulleys on the Cable Crossover System, and you have an economical, space-saving equipment solution that doesn't look, feel or train like one.



Cable Crossover

Model	9NP-M9201
OW	1,010 lb (458 kg)
W	31" (78 cm)
L	158" (401 cm)
H	90" (228 cm)



5 Station

Model	9NP-M9605
OW	2,350 lb (1,066 kg)
W	146" (371 cm)
L	200" (508 cm)
H	94" (239 cm)



9 Station

Model	9NP-M9619
OW	3,690 lb (1,673 kg)
W	146" (371 cm)
L	240" (609 cm)
H	94" (239 cm)



14 Station

Model	9NP-M9620
OW	5,565 lb (2,524 kg)
W	146" (371 cm)
L	395" (1,003 cm)
H	94" (239 cm)

STACK WEIGHTS Lat Pull Down / Low Row | 297 lb (135 kg) Triceps Press / High-Low Pulley | 231 lb (105 kg) Cable Crossover | 115.5 lb (2 x 52.2 kg)

NAUTILUS **BENCHES & RACKS**



Molded urethane bar holders
for quiet and safe bar
placement



Benches include integrated grip
and wheels for easy transport



Rubber feet for
floor protection



STRENGTH BUILT STRONGER

From Olympic benches that can be customized with or without weight storage to our one-of-a-kind abdominal and back extension benches, we've raised the bar for both aesthetics and function. Our benches and racks flow seamlessly with our other products so you will notice a family look and feel as you position your free weights along side our other strength lines. Our benches and racks don't just look strong, they exceed industry requirements in all respects.

NAUTILUS HALF RACK


IMPROVED VERSATILITY. REDUCED SPACE.

The sturdy and versatile Nautilus Half Rack is built to accommodate a wide range of exercises, movements and users from beginner to professional athlete. The open-front design lets users move freely and allows for the use of a variety of benches. The optional wood floor and band pegs make it perfect for athletic training and Olympic style lifting, while the shorter 97" tower means it can fit into facilities with lower ceilings. The compact design and built-in plate storage make our Half Rack ideal for schools and personal training facilities as well as larger facilities.



NEW

4" SVA PLATFORM




The new Nautilus dampening platform was developed as a way to reduce sound and vibration caused when users drop barbells when performing Olympic and power lifting. It uses a proprietary blend of materials designed to absorb the force of the barbell. These absorption characteristics not only cut down on sound and vibration, they also reduce bar bounce. (9-HDP6D)



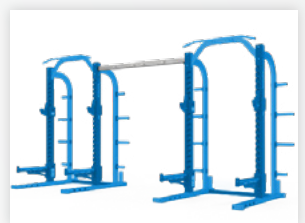
Wooden Platform
(9-HDP62)



Bumper Plate Storage
(9-HDCS1)



Band Pegs & Storage
(95-0760)



Pull Up Bridge
(9-HDPB1)

Half Rack

Model	9-HDHR2
OW	654 lb (297 kg)
W	72" (183 cm)
L	63" (160 cm)
H	97" (246 cm)



Half Rack w/ SVA Platform

Model	9-HDHR2 9-HDP6D
OW	1,479 lb (671 kg)
W	95" (241.3 cm)
L	140.1" (356 cm)
H	97" (246 cm)



Stand Alone SVA Platform

Model	9-HDP6D-SA
OW	642 lb (291.2 kg)
W	95" (241.3 cm)
L	76.1" (193.3 cm)
H	4" (10.2 cm)



Multi-Adjustable Bench

Model	9NP-B7506
OW	128 lb (58 kg)
W	27" (69 cm)
L	55" (140 cm)
H	17" (43 cm)



Flat Bench

Model	9NP-B7507
OW	121 lb (55 kg)
W	27" (69 cm)
L	55" (140 cm)
H	17" (51 cm)



Adjustable Incline Bench

Model	9NP-B7523
OW	126 lb (57 kg)
W	27" (69 cm)
L	56" (142 cm)
H	39" (99 cm)



Adjustable Decline Bench

Model	9NP-B7508
OW	182 lb (83 kg)
W	34" (86 cm)
L	53" (135 cm)
H	31" (79 cm)



Utility Bench

Model	9NP-B7516
OW	79 lb (36 kg)
W	27" (69 cm)
L	34" (86 cm)
H	38" (97 cm)



Stool

Model	9NP-B7521
OW	49 lb (22 kg)
W	31" (79 cm)
L	27" (68 cm)
H	17" (44 cm)



Adjustable Back Extension

Model	9NP-B7514
OW	182 lb (83 kg)
W	34" (86 cm)
L	53" (135 cm)
H	31" (79 cm)



Glute Ham

Model	9NP-B7522
OW	223 lb (101 kg)
W	43" (110 cm)
L	72" (182 cm)
H	48" (121 cm)



Adjustable Abdominal Bench

Model	9NP-B7510
OW	169 lb (77 kg)
W	35" (89 cm)
L	55" (140 cm)
H	45" (114 cm)

Seated Preacher Curl

Model	9NP-B7509
OW	187 lb (85 kg)
W	30" (76 cm)
L	43" (109 cm)
H	40" (102 cm)



Standing Preacher Curl

Model	9NP-B7515
OW	190 lb (86 kg)
W	30" (76 cm)
L	39" (99 cm)
H	45" (114 cm)

Dip Station

Model	9NP-B7518
OW	168 lb (76 kg)
W	29" (74 cm)
L	45" (114 cm)
H	48" (122 cm)



Pull-Up/Dip/Leg Raise

Model	9NP-B7511
OW	368 lb (167 kg)
W	48" (122 cm)
L	61" (155 cm)
H	90" (229 cm)

Leg Raise/Dip

Model	9NP-B7517
OW	300 lb (136 kg)
W	28" (71 cm)
L	61" (155 cm)
H	66" (168 cm)



Olympic Bench Press

Model	9NP-B7202
OW	241 lb (110 kg)
W	65" (165 cm)
L	73" (185 cm)
H	49" (124 cm)

**Shown with optional weight storage (400-0407)*

Incline Bench Press

Model	9NP-B7203
OW	305 lb (139 kg)
W	65" (165 cm)
L	70" (178 cm)
H	59" (150 cm)



**Shown with optional weight storage (400-0407)*

Decline Bench Press

Model	9NP-B7204
OW	284 lb (129 kg)
W	65" (165 cm)
L	49" (124 cm)
H	49" (124 cm)



**Shown with optional weight storage (400-0407)*

Military Press

Model	9NP-B7205
OW	304 lb (138 kg)
W	74" (188 cm)
L	65" (165 cm)
H	60" (152 cm)



**Shown with optional weight storage (400-0407)*

Squat Rack

Model	9NP-R8008
OW	456 lb (207 kg)
W	80" (203 cm)
L	71" (180 cm)
H	79" (201 cm)



The Power Cage design flows seamlessly with other strength products so you will notice a family look and feel as you position your free weights along side other Nautilus lines. The Power Cage doesn't just look strong, it exceeds industry requirements in all respects. Features include complete Olympic plate storage, integrated multi-grip pull-up station and rubber feet for floor protection.



Power Cage

Model	9NP-R8005
OW	957 lb (435 kg)
W	63" (160 cm)
L	74" (188 cm)
H	89" (226 cm)



Single Dumbbell Rack

Model	9NP-R8009
OW	218 lb (99 kg)
W	90" (229 cm)
L	28" (71 cm)
H	26" (66 cm)




Double Dumbbell Rack

Model	9NP-R8010
OW	312 lb (142 kg)
W	90" (229 cm)
L	28" (71 cm)
H	26" (66 cm)

Triple Dumbbell Rack

Model	9NP-R8011
OW	455 lb (207 kg)
W	90" (229 cm)
L	38" (97 cm)
H	39" (99 cm)



Beauty Bell Rack

Model	9NP-R8014
OW	141 lb (64 kg)
W	40" (102 cm)
L	32" (81 cm)
H	40" (102 cm)

Barbell Rack

Model	9NP-R8012
OW	141 lb (64 kg)
W	36" (91 cm)
L	38" (97 cm)
H	53" (135 cm)



Accessory Rack

Model	9NP-R8013
OW	163 lb (74 kg)
W	28" (71 cm)
L	35" (89 cm)
H	51" (130 cm)



2-Sided Olympic Weight Tree

Model	9NP-R7512
OW	107 lb (49 kg)
W	27" (69 cm)
L	35" (89 cm)
H	40" (102 cm)



4-Sided Olympic Weight Tree

Model	9NP-R7513
OW	151 lb (69 kg)
W	28" (71 cm)
L	28" (71 cm)
H	46" (117 cm)



Multi-Adjustable Bench

Model	9NN-B7501
OW	88 lb (40 kg)
W	27" (69 cm)
L	53" (135 cm)
H	18" (46 cm)



Adjustable Abdominal Decline Bench

Model	9NN-B7200
OW	79 lb (36 kg)
W	25" (64 cm)
L	53" (135 cm)
H	34" (86 cm)

Ab Bench

Model	9NN-B7505
OW	79 lb (36 kg)
W	25" (64 cm)
L	53" (135 cm)
H	34" (86 cm)



45° Back Extension

Model	9NN-B7502
OW	101 lb (46 kg)
W	32" (81 cm)
L	54" (137 cm)
H	39" (99 cm)

Dumbbell Rack 10-Pair / 2-Tier

Model	9NN-R8001
OW	266 lb (121 kg)
W	29" (74 cm)
L	105" (267 cm)
H	37" (94 cm)



Dumbbell Rack 10-Pair / 3-Tier

Model	9NN-R8002
OW	272 lb (124 kg)
W	29" (74 cm)
L	69" (175 cm)
H	50" (127 cm)

Olympic Flat Bench

Model	9NN-B7503
OW	213 lb (97 kg)
W	61" (155 cm)
L	63" (160 cm)
H	54" (137 cm)



Olympic Incline Bench

Model	9NN-B7201
OW	348 lb (158 kg)
W	61" (155 cm)
L	63" (160 cm)
H	69" (175 cm)



SCHWINN®

RIDE AS ONE

20 years ago, **Schwinn®** launched a phenomenon with the first production bike designed specifically for indoor cycling. The bike **set the standard for an entire industry** - a standard that we've raised with each Schwinn innovation. Today, Schwinn bikes remain in a class by themselves. Our latest product line is a reflection of our **renewed energy and continued commitment** to intelligent design, quality manufacturing and authentic riding experiences. So take a look and see why **the most demanding fitness enthusiasts in the world ride Schwinn.**

Ride Right

Comprehensive Schwinn education program produces top tier class instructors

Motivating Metrics

Enhance and track your ride with feedback solutions for every level

Your Ride Your Way

Select from several options for pedals, belts, handlebars, consoles and more

Upgraded for Durability

Standard enhancements like reinforced rust defying frames and threadless Morse Taper spindles added to protect the bike and the user.



BRAND HIGHLIGHTS



WHAT WE'RE KNOWN FOR

- Known for **high quality products**
- A brand members are **proud to use**
- Products are **ergonomically designed** for proper movement
- A **reliable brand**
- Makes products that are **fun to use**
- A **reputable, trustworthy** company



YOUR RIDE YOUR WAY

Schwinn® is committed to giving you the most customizable and authentic ride possible. Choose between the new AC & SC bike lines with the all-new Power bikes. Outfit your bike with the many great new additions like the 4iiii® crank arm which gives you the most accurate power reading on the market, and is a perfect compliment to the new Echelon2 console. Finally, ask us about how you can get your bikes with custom paint and decals to fit your style to your company image. Get what you want, the way you want it.

ENGAGE THE COMPETITION

We know that measurement = motivation. Take your group cycle experience to another level by adding a group display system to your facility. There are several options, compatible with the Echelon consoles, to display competitive data between riders. Competition can be a great source of motivation and increased engagement, greater member retention, higher membership rates and more meaningful trainer/client relationships.



YOUR RIDE YOUR WAY







SCHWINN¹

Powered by MOTOSUMO



RIDE AS ONE

Schwinn1 powered by Motosumo is the only group fitness solution powered by smartphones to track and connect everyone. Members can connect, compete and compare their results in real time with their class and instructors using only their smartphones. The app also supports team workouts and group display for a more engaging class experience. The Motosumo app is available now on both iPhone and Android.



COMPATIBLE WITH ALL BIKES, PAST, PRESENT, FUTURE, WITH OR WITHOUT CONSOLE, OURS OR NOT!

- Uses sensors in smartphone to measure RPM
- Uses 4iiii crank to record Power or display Watt/KG, %FTP
- Uses Bluetooth heart rate monitors to record BPM or display %HR
- Calculates duration, distance, calories

REAL TIME COMPETITION, COMPARISON, AND MEASUREMENT:

- Join your class, be part of the team or race a friend. View progress of the whole class on your own device, and rate your instructor
- Easy to use and FREE – just download and ride
- Monitor cadence, distance, calories and intensity in numbers and personalized COLOR ZONES
- Bring your history home
- Join social competitions through your studio or globally through Schwinn and Motosumo

GET CONNECTED

FOLLOW YOUR INSTRUCTOR, RACE YOUR FRIENDS
OR CHALLENGE ANOTHER GYM.

1

DOWNLOAD

2

CONNECT

3

RIDE!



HR



WATT

CUSTOM BIKE OPTIONS

		AC POWER	ACP	SC POWER	SC7
HANDLEBARS	PERFORMANCE PLUS™	●	●		
	MULTI-POSITION STUDIO	●	●	●	●
PEDALS	STANDARD MORSE TAPER DOUBLE LINK™	●	●	●	●
	MORSE TAPER TRIPLE LINK DELTA-COMPATIBLE PEDALS	●	●	●	●
	MORSE TAPER TRIPLE LINK™ KEO-COMPATIBLE PEDALS	●	●	●	●
	DUMBBELL HOLDERS	●	●		
	NUMBERING TAGS	●	●	●	●
CONSOLES	ECHELON2 WITH 4iiii® DIRECT POWER	COMES STANDARD	●	COMES STANDARD	●
	ECHELON2 WITH STANDARD POWER		●		
	CADENCE PRO	●	●	●	●

ECHELON2

- Large, easy-to-read backlit display with all measurements on one screen
- Pairs with the all-new 4iiii® powermeter to give you the most accurate power measurement system on the market
- Displays: Power (WATTS), RPM, Calories, Gear, Heart Rate, Time, Distance, AVG/ MAX Power
- Get multiple options for tracking rider workouts, including Wireless ANT+ and USB
- Compatible with all AC & SC bikes





SMARTER. FASTER. SAFER.

With a rich history in developing sports technology, 4iiii Innovations has worked hand-in-hand with the world’s best cyclists to develop an industry-leading powermeter. Using patented 3D strain gauge technology, the 4iiii crank delivers accurate, reliable and consistent data. Trusted by the best athletes in the world, the same technology is now available to indoor riders. Whether it’s tracking calories or in-depth power analysis, the 4iiii crank offers accurate results to help riders reach their full potential.

- Most accurate direct crank based power measurement, accurate within 1.5%
- Bluetooth Smart and ANT+ provides reliable connection to leaderboards, personal tracking apps, sport watches, and consoles
- Reliable, robust and watertight
- The same technology used by professional World Tour cycling teams: Quick-Step Floors, BORA-hansgrohe and the Canadian National Cycling team
- 2000+ hours of battery life via 2 standard AA batteries

TRIPLE LINK PEDALS

Triple Link pedals give users the freedom to choose between strapping in with the use of toe cages or using cycling shoes with pedal options for SPD® & Keo or SPD & Delta® compatible clips. Our pedals use a patent-pending threadless spindle that virtually eliminates the potential for the pedal spindle to break or back out of the crank. With easy installation and worry-free performance, we think it’s the best thing to happen to pedals since the clip.



ACCESSORIES *(AC Bikes Only)*



OPTIONAL DUMBBELL HOLDERS are rear-mounted onto the fore/aft seat slider for easy in-class access while riding



OPTIONAL NUMBERING TAGS enable clubs to rotate bikes, balance usage, and increase longevity while still keeping the numbering layout consistent for members

AC™ Power 9-7300

- Customizable with frame paint, personally branded decals, and accessories
- Carbon Blue™ durable toothed drive train provides an Authentic Cycling experience
- Magnetic Resistance Brake for zero drive train maintenance
- 4iiii® crank arm powermeter delivers accurate strain gauge power feedback to help riders train harder and smarter.
- On-board generator powers Echelon2G Console without batteries
- Morse Taper pedals for increased durability and reliability
- Performance Plus™ handlebars ergonomically designed for reduced hand pressure in performance positions
- Schwinn® Fit System enables versatile seat and handlebar adjustments for refined positioning
- Frame Finish - Powder Coated Aluminum
- Seat Slider and handlebar materials - Aluminum



Overall Weight

110 lb (50 kg)

Width

21" (53 cm)

Length

54" (137 cm)

Height

51" (130 cm)

AC™ Performance 9-7320

- Customizable with frame paint, personally branded decals, and accessories
- Carbon Blue™ durable toothed drive train provides an Authentic Cycling experience
- Magnetic Resistance Brake for zero drive train maintenance
- Optional 4iiii® crank arm powermeter delivers accurate strain gauge power feedback to help riders train harder and smarter.
- Optional Echelon2 Console provides immediate feedback to help riders train with results
- Morse Taper pedals for increased durability and reliability
- Performance Plus™ handlebars ergonomically designed for reduced hand pressure in performance positions
- Schwinn® Fit System enables versatile seat and handlebar adjustments for refined positioning
- Frame Finish - Powder Coated Aluminum
- Seat Slider and handlebar materials - Aluminum



Overall Weight

102 lb (46 kg)

Width

21" (53 cm)

Length

54" (137 cm)

Height

51" (130 cm)

AC™ Sport 9-7340

- Carbon Blue™ durable toothed drive train provides an Authentic Cycling experience
- Magnetic Resistance Brake for zero drive train maintenance
- Optional 4iiii® crank arm powermeter delivers accurate strain gauge power feedback to help riders train harder and smarter.
- Optional Echelon2 Console provides immediate feedback to help riders train with results
- Morse Taper pedals for increased durability and reliability
- Schwinn® Fit System enables versatile seat and handlebar adjustments for refined positioning
- Frame Finish - E-Coated & Powder Coated Steel
- Seat Slider, Handlebars, Hardware Materials - Stainless Steel



Overall Weight

115 lb (52 kg)

Width

20" (51 cm)

Length

50" (127 cm)

Height

50" (127 cm)

IC Classic 9-7420

- Chain drive using forged steel crank and ISIS oversized bottom bracket
- Heavy Perimeter-Weighted Flywheel
- Direct Pressure Brake Resistance
- Narrow Q-Factor
- Optional Cadence Pro Console
- Trapezoidal seat adjustment
- Frame Finish - E-Coated & Powder Coated Steel



Overall Weight

114 lb (52 kg)

Width

20" (51 cm)

Length

50" (127 cm)

Height

48" (112 cm)

SC Power 9-7310

- Customizable with frame paint, personally branded decals, and accessories
- Heavy Perimeter-Weighted Flywheel and quiet Poly-V belt Drive Train provide an Smooth Cycling experience
- Direct Pressure Brake Resistance
- 4iiii® crank arm powermeter delivers accurate strain gauge power feedback to help riders train harder and smarter.
- On-board generator powers Echelon2G Console without batteries
- Morse Taper pedals and bottom bracket for increased durability and reliability
- Multi-position handlebars accommodate a wide range of choreography
- Find your perfect riding position with easy micro seat and handlebar adjustments
- Frame Finish - Powder Coated Aluminum
- Seat slider and handlebar materials - Aluminum

**Overall Weight**

120 lb (54 kg)

Width

21" (53 cm)

Length

55" (140 cm)

Height

46" (117 cm)

SC7 9-7400

- Customizable with frame paint, personally branded decals, and accessories
- Heavy Perimeter-Weighted Flywheel and quiet Poly-V belt Drive Train provide an Smooth Cycling experience
- Direct Pressure Brake Resistance
- Optional 4iiii® crank arm powermeter delivers accurate strain gauge power feedback to help riders train harder and smarter.
- Morse Taper pedals and bottom bracket for increased durability and reliability
- Multi-position handlebars accommodate a wide range of choreography
- Find your perfect riding position with easy micro seat and handlebar adjustments
- Frame Finish - Powder Coated Aluminum
- Seat slider and handlebar materials - Aluminum

**Overall Weight**

120 lb (54 kg)

Width

21" (53 cm)

Length

55" (140 cm)

Height

46" (117 cm)

SC5 9-7410

- Heavy Perimeter-Weighted Flywheel and quiet Poly-V belt Drive Train provide an Smooth Cycling experience
- Direct Pressure Brake Resistance
- Optional 4iiii® crank arm powermeter delivers accurate strain gauge power feedback to help riders train harder and smarter.
- Optional Echelon2 Console provides immediate feedback to help riders train with results
- Morse Taper pedals and bottom bracket for increased durability and reliability
- Multi-position handlebars accommodate a wide range of choreography
- Find your perfect riding position with easy micro seat and handlebar adjustments
- Frame Finish - E-Coated & Powder Coated Steel
- Seat slider and handlebar materials - Aluminum

**Overall Weight**

134 lb (61 kg)

Width

21" (53 cm)

Length

55" (140 cm)

Height

47" (119 cm)

COMPATIBLE USER RANGE

*(All Bikes)***Max User Weight**

350 lb (159 kg)

User Height Range

4'11" to 6'8" (150 cm to 203 cm)

SUPPORT

Support is more than just something we offer, it's something we are passionate about. A company and its products are only as good as the people behind them — and we have the best in the business. We realize that no matter how good our equipment and products are, it means nothing the minute you have a question or a problem that goes unanswered or unresolved. That's why along with providing best-in-class fitness equipment, Core Health & Fitness boasts a Customer Service Department unparalleled in today's commercial fitness market.

We proudly offer world-class services to more than 90 countries around the globe with a team that truly partners with you to help grow your business and support all of your service needs, both pre and post-sale. In the end, our goal is to keep your facility operating at maximum capacity with little equipment downtime.



HERE ARE JUST A FEW SERVICES YOU'LL FIND BEHIND EVERY CORE HEALTH & FITNESS PRODUCT:

- A factory-certified provider network of more than 160 companies
 - A live, technical support hotline for troubleshooting
 - In-service seminars for your staff to help provide solutions for any problems
 - 24/7 website with detailed product diagrams, tech manuals and a user-friendly parts ordering system
 - Extended call center service hours (USA 6:00am-5:00pm PST and Asia and Europe Regional Call Centers with Asia Pacific and GMT Hours)
 - Over 700 certified technicians globally
 - Monthly factory certification training
 - Market-leading preventative maintenance
-

BENEFITS OF THE CORE HEALTH & FITNESS CUSTOMER SERVICES DEPARTMENT



Live technical support hotline
800.503.1221 from 6:00am-5:00pm PST



Network of 500+ factory-trained, annually-certified service providers



support.corehandf.com for preventative maintenance schedules, owner's manuals, and other online support



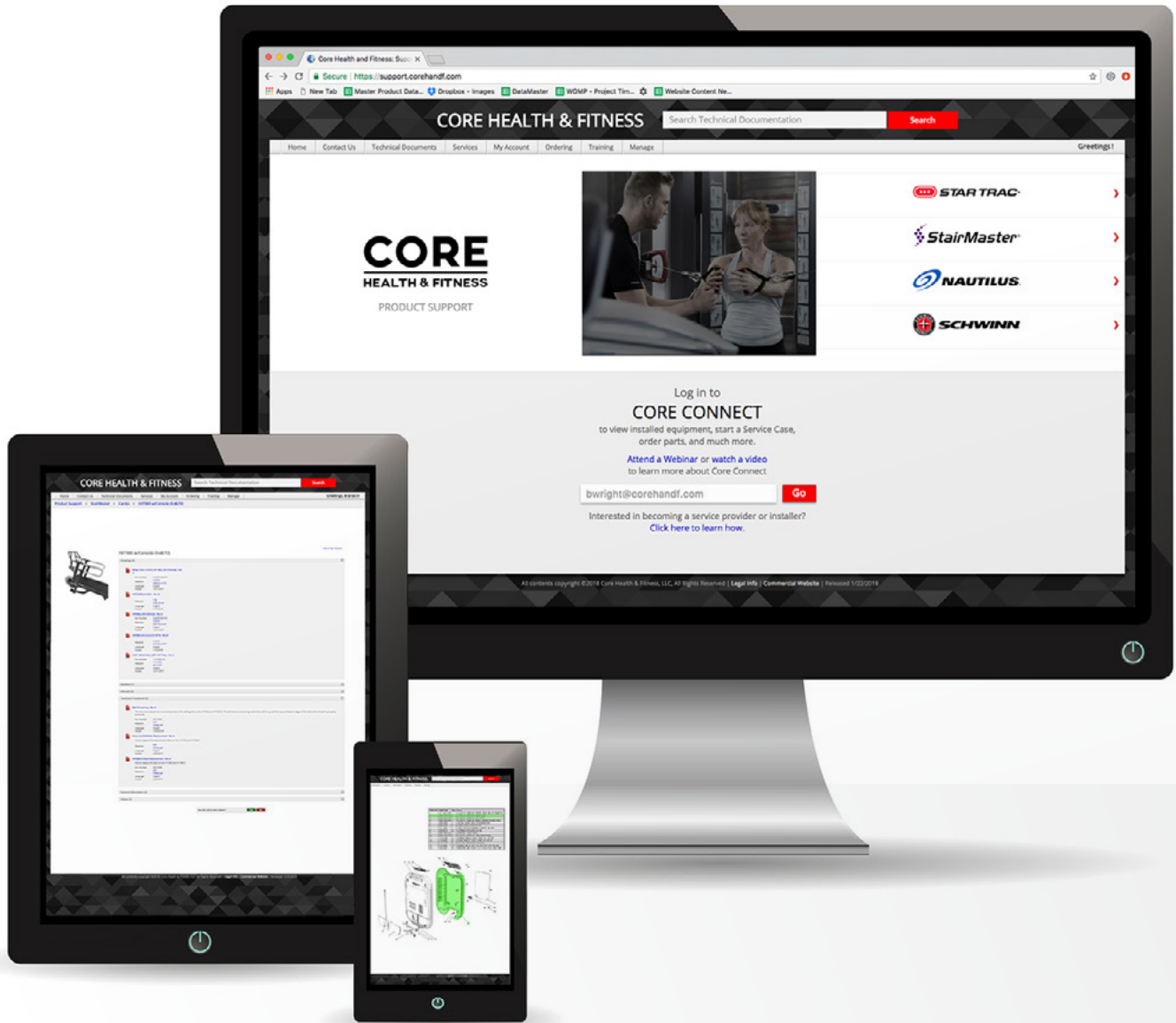
A factory-certified provider network of more than 160 companies



In-service seminars for staff

CORE CONNECT

Get **world class support for all four brands** with our new support portal called Core Connect. Get help with your **general inquiries, warranty registration, preventative maintenance, service requests and parts orders**. You can also make seamless requests, get real time updates, manage your assets and intuitively order parts for all four brands direct from the site.



CORE CONNECT PORTAL FEATURES:

- 24 hour self service access
- Real time communication
- Seamless order experience
- Intuitive user experience
- Mobile friendly technology
- Asset management
- Automated partner payment
- Seamless access to technical library
- Transparency on service performance
- Fast, reliable, quality service every time

Visit **SUPPORT.COREHANDF.COM**
and request access

GLOBAL SUPPORT CENTER
4400 NE 77th Avenue, Suite 300
Vancouver, WA 98662
Tel: (360) 326-4090 • (888) 678-2476

EMEA SUPPORT CENTER
Unit 4, The Gateway Centre, High Wycombe
Buckinghamshire HP12 3SU
Tel: +44 (0) 1494 688260

GERMANY
Fraunhoferstr. 22
82152 Planegg, Germany
Tel: +49 89 2189800

SPAIN
C/ Fructuòs Gelabert 6
08970 Barcelona, España
Tel: +34 934808540

GLOBAL INNOVATION CENTER
20 Empire Drive
Lake Forest, California 92630
Tel: +1 (800) 228-6635

BRAZIL
Rua São Luiz Gonzaga, N. 1791, suite 1817
Benfica, Rio de Janeiro, 20910-065, Brazil
Tel: +55 (19) 3837 3047

POLAND
Andersia Centre
1st Floor, Plac Andersa 7
61-894 Poznan, Poland
Tel: +48 616 683 855

ASIA PACIFIC
25 North 2nd Road
Xinglin, Jimei District
Xiamen, China 361022
Tel: +86 (0) 592 624 8296



©2018 Core Health & Fitness LLC. All rights reserved. HumanSport, Impact Strength, Inspiration Strength, Instinct, Leverage, Cadence Pro, Carbon Blue, Star Trac, the Star Trac logo and StairMaster are registered trademarks of Core Health & Fitness, LLC. Nautilus One, Freedom Trainer, Schwinn and Nautilus are registered trademarks of Nautilus Inc. used under license to Core Health & Fitness LLC. BoxMaster is a registered trademark of Fightmaster Pty Ltd. Lock N Load is a registered trademark of Mark Nalley. All trademarks are the property of their respective owners and are used under license.

2019 Dealer Price List - Strength

Model	Description	2019 List
ONE®		
250 Weight Stacks (1lb inc)		
S6AA250-1	Nautilus One Adduction/Abduction	\$ 7,720
S6AB250-1	Nautilus One Abdominal Crunch	\$ 7,505
S6BC250-1	Nautilus One Biceps Curl	\$ 7,505
S6CP250-1	Nautilus One Chest Press	\$ 7,395
S6FWN250-1	Nautilus One Four Way Neck	\$ 7,180
S6LTP250-1	Nautilus One Lat Pulldown	\$ 7,395
S6LB250-1	Nautilus One Lower Back	\$ 7,395
S6LC250-1	Nautilus One Seated Leg Curl	\$ 7,930
S6LE250-1	Nautilus One Leg Extension	\$ 7,180
S6LR250-1	Nautilus One Lateral Raise	\$ 7,180
S6MR250-1	Nautilus One Mid Row	\$ 7,285
S6PF250-1	Nautilus One Pec Fly	\$ 7,505
S6RT250-1	Nautilus One Rotary Torso	\$ 7,820
S6SP250-1	Nautilus One Shoulder Press	\$ 6,970
S6SPM250-1	Nautilus One Shoulder Press Medical (Lower Starting Weight)	\$ 7,070
S6TE250-1	Nautilus One Triceps Extension	\$ 7,285
S6TP250-1	Nautilus One Triceps Press	\$ 7,070
ONE®		
250 Weight Stacks (5lb inc)		
S6AA250-5	Nautilus One Adduction/Abduction	\$ 7,180
S6AB250-5	Nautilus One Abdominal Crunch	\$ 6,970
S6BC250-5	Nautilus One Biceps Curl	\$ 6,970
S6CP250-5	Nautilus One Chest Press	\$ 6,855
S6FWN250-5	Nautilus One Four Way Neck	\$ 6,645
S6LTP250-5	Nautilus One Lat Pulldown	\$ 6,855
S6LB250-5	Nautilus One Lower Back	\$ 6,855
S6LC250-5	Nautilus One Seated Leg Curl	\$ 7,395
S6LE250-5	Nautilus One Leg Extension	\$ 6,645
S6LP425-5	Nautilus One Leg Press (starting weight 50 lbs. - 425 lbs. weight stack)	\$ 8,785
S6LPL425-5	Nautilus One Leg Press Medical (starting weight 50 lbs. - 425 lbs. weight stack)	\$ 9,325
S6LR250-5	Nautilus One Lateral Raise	\$ 6,645
S6MR250-5	Nautilus One Mid Row	\$ 6,755
S6PF250-5	Nautilus One Pec Fly	\$ 6,970
S6RT250-5	Nautilus One Rotary Torso	\$ 7,285
S6SP250-5	Nautilus One Shoulder Press	\$ 6,430
S6SPM250-5	Nautilus One Shoulder Press Medical (Lower Starting Weight)	\$ 6,540
S6TE250-5	Nautilus One Triceps Extension	\$ 6,755
S6TP250-5	Nautilus One Triceps Press	\$ 6,540
95-0649	Nautilus One FlexTech Touch Screen Monitor for retrofits (requires software license)	\$ 5,065
ONE®		
385 Weight Stacks (5lb inc)		
S6AA385-5	Nautilus One Adduction/Abduction, 385 Lb Stack	\$ 8,145
S6AB385-5	Nautilus One Abdominal Crunch, 385 Lb Stack	\$ 7,930

S6BC385-5	Nautilus One Biceps Curl, 385 Lb Stack	\$ 7,930
S6CP385-5	Nautilus One Chest Press, 385 Lb Stack	\$ 7,820
S6LATP385-5	Nautilus One Lat Pulldown, 385 Lbs Stack	\$ 7,820
S6LB385-5	Nautilus One Low Back, 385 Lb Stack	\$ 7,820
S6LC385-5	Nautilus One Seated Leg Curl, 385 Lb Stack	\$ 8,360
S6LE385-5	Nautilus One Leg Extension, 385 Lb Stack	\$ 7,605
S6LR385-5	Nautilus One Lateral Raise, 385 Lb Stack	\$ 7,605
S6MR385-5	Nautilus One Mid Row, 385 Lb Stack	\$ 7,720
S6PF385-5	Nautilus One Pec Fly, 385 Lb Stack	\$ 7,930
S6SP385-5	Nautilus One Shoulder Press, 385 Lb Stack	\$ 7,395
S6SPM385-5	Nautilus One Shoulder Press Medical, 385 Lb Stack	\$ 7,505
S6TE385-5	Nautilus One Tricep Extension, 385 Lb Stack	\$ 7,720
S6TP385-5	Nautilus One Tricep Press, 385 Lb Stack	\$ 7,505

Inspiration

9-IPAA3	Nautilus Inspiration Abductor/Adductor	\$ 5,325
9-IPAC3	Nautilus Inspiration Abdominal Crunch	\$ 6,280
9-IPBA3	Nautilus Inspiration Bilateral Arm Curl	\$ 4,695
9-IPBC3	Nautilus Inspiration Bicep Curl	\$ 4,795
9-IPBE3	Nautilus Inspiration Back Extension	\$ 4,795
9-IPDA3	Nautilus Inspiration Dual Adjustable Pulley	\$ 5,650
9-IPDR3	Nautilus Inspiration Deltoid Raise	\$ 4,795
9-IPGM3	Nautilus Inspiration Glute Machine	\$ 4,695
9-IPLC3	Nautilus Inspiration Seated Leg Curl	\$ 4,910
9-IPL3	Nautilus Inspiration Leg Press	\$ 7,020
9-IPPD3	Nautilus Inspiration Lat Pull Down	\$ 4,910
9-IPPF3	Nautilus Inspiration Pec/Delt Fly	\$ 4,795
9-IPPO3	Nautilus Inspiration Pullover	\$ 6,280
9-IPSP3	Nautilus Inspiration Shoulder Press	\$ 4,795
9-IPTD3	Nautilus Inspiration Tricep Dip	\$ 4,795
9-IPT3	Nautilus Inspiration Tricep Extension	\$ 4,695
9-IPVP3	Nautilus Inspiration Vertical Press	\$ 4,910
9-IPVR3	Nautilus Inspiration Vertical Row	\$ 4,910

Evo (Nitro)

S9AA	Nautilus Evo Abductor/Adductor	\$ 5,705
S9AAM	Nautilus Evo Abd/Add W/ Removable	\$ 5,705
S9AB	Nautilus Evo Abdominal	\$ 4,645
S9BC	Nautilus Evo Bicep Curl	\$ 5,065
S9CR	Nautilus Evo Compound Row	\$ 4,435
S9GRV	Nautilus Evo Gravitron	\$ 4,435
S9IP	Nautilus Evo Incline Press	\$ 4,545
S9LATP	Nautilus Evo Lat Pull	\$ 5,175
S9LB	Nautilus Evo Lower Back	\$ 5,275
S9LC	Nautilus Evo Leg Curl	\$ 4,755
S9LCP	Nautilus Evo Leg Curl Prone	\$ 4,325
S9LE	Nautilus Evo Leg Extension	\$ 4,435
S9LP	Nautilus Evo Leg Press	\$ 7,075
S9LR	Nautilus Evo Lateral Raise	\$ 4,325
S9LRPH	Nautilus Evo Lateral Raise W/ Pivoting Handles	\$ 4,435
S9MR	Nautilus Evo Mid Row	\$ 4,645
S9OP	Nautilus Evo Overhead Press	\$ 4,755

S9PC	Nautilus Evo Preacher Curl	\$ 4,325
S9PF	Nautilus Evo Pec Fly	\$ 5,175
S9PO	Nautilus Evo Pullover	\$ 5,495
S9RDPF	Nautilus Evo Rear Delt-Pec Fly	\$ 5,385
S9RT	Nautilus Evo Rotary Torso	\$ 5,495
S9SC	Nautilus Evo Seated Calf	\$ 4,325
S9SD	Nautilus Evo Seated Dip	\$ 4,325
S9TE	Nautilus Evo Tricep Extension	\$ 5,385
S9VC	Nautilus Evo Vertical Chest	\$ 4,755
S9VTE	Nautilus Evo Ventral Tricep Extension	\$ 4,645

Impact

9NA-S1301-13AGS	Nautilus Impact Lying Leg Curl	\$ 3,780
9NA-S1305-13AGS	Nautilus Impact Seated Leg Press	\$ 6,065
9NA-S1307-13AGS	Nautilus Impact Abductor	\$ 3,780
9NA-S1308-13AGS	Nautilus Impact Adductor	\$ 3,780
9NA-S1309-13AGS	Nautilus Impact Standing Calf	\$ 3,780
9NA-S1311-13AGS	Nautilus Impact Kneeling Leg Curl	\$ 3,780
9NA-S1312-13AGS	Nautilus Impact Leg Extension	\$ 3,780
9NA-S1313-13AGS	Nautilus Impact Seated Leg Curl, W/ Rom	\$ 3,985
9NA-S2301-13AGS	Nautilus Impact Incline Press	\$ 3,780
9NA-S3301-13AGS	Nautilus Impact Row	\$ 3,670
9NA-S3302-13AGS	Nautilus Impact Low Back Machine	\$ 3,780
9NA-S3303-13AGS	Nautilus Impact Fixed Lat Pull Down	\$ 3,780
9NA-S3305-13AGS	Nautilus Impact Lat Pull Down	\$ 3,670
9NA-S3306-13AGS	Nautilus Impact Low Row	\$ 3,780
9NA-S4301-13AGS	Nautilus Impact Chest Press	\$ 3,780
9NA-S4302-13AGS	Nautilus Impact Deltoid Raise	\$ 3,670
9NA-S4304-13AGS	Nautilus Impact Rear Pec/Delt	\$ 3,780
9NA-S4307-13AGS	Nautilus Impact Shoulder Press	\$ 3,780
9NA-S5301-13AGS	Nautilus Impact Biceps Curl	\$ 3,780
9NA-S5302-13AGS	Nautilus Impact Triceps Extension	\$ 3,780
9NA-S5303-13AGS	Nautilus Impact Dip Machine	\$ 3,780
9NA-S6301-13AGS	Nautilus Impact Abdominal	\$ 3,780
9NA-S6334-13AGS	Nautilus Impact Chin Dip Assist	\$ 4,215

Instinct -

Dual Station

9NL-D1013-29AGS	Nautilus Instinct Leg Press/Calf	\$ 3,475
9NL-D1014-29AGS	Nautilus Instinct Leg Ext/Curl, Side	\$ 3,160
9NL-D1015-29AGS	Nautilus Instinct Inner/Outer Thigh	\$ 3,160
9NL-D2002-29AAS	Nautilus Instinct Dual Adjust Pulley	\$ 3,415
9NL-D2110-29AGS	Nautilus Instinct Pec/Deltoid Fly	\$ 3,160
9NL-D2120-29AGS	Nautilus Instinct Multi-Press, 0-80°	\$ 3,160
9NL-D3340-29AGS	Nautilus Instinct Lat Pulldown/Low Row	\$ 3,160
9NL-D5120-29AGS	Nautilus Instinct Bicep/Triceps	\$ 3,160
9NL-D6330-29AGS	Nautilus Instinct Abs/Low Back	\$ 3,160

Single Stations

9NL-S1010-29AGS	Nautilus Instinct Leg Ext, Side Mount	\$ 3,040
9NL-S1011-29AGS	Nautilus Instinct Leg Curl, Seated	\$ 3,040
9NL-S1012-29AGS	Nautilus Instinct Glute Machine	\$ 3,040
9NL-S2100-29AGS	Nautilus Instinct Vertical Chest Press	\$ 3,040
9NL-S3310-29AGS	Nautilus Instinct Lat Pull Down	\$ 3,040

9NL-S3320-29AGS	Nautilus Instinct Vertical Row	\$ 3,040
9NL-S4100-29AGS	Nautilus Instinct Shoulder Press	\$ 3,040
9NL-S5100-29AGS	Nautilus Instinct Bicep Curl	\$ 3,040
9NL-S5110-29AGS	Nautilus Instinct Triceps Extension	\$ 3,040
9NL-S6300-29AGS	Nautilus Instinct Rotary Torso	\$ 3,040
Benches (Instinct)		
9NN-B7200-29AGS	Nautilus Instinct Adjustable Dec/Ab Bench	\$ 665
9NN-B7201-29AGS	Nautilus Instinct Olympic Incline Bench	\$ 900
9NN-B7501-29AGS	Nautilus Instinct Multi-Adjustable Bench	\$ 815
9NN-B7502-29AGS	Nautilus Instinct 45 Degree Back Extension Bench	\$ 715
9NN-B7503-29AGS	Nautilus Instinct Olympic Flat Bench	\$ 795
9NN-B7505-29AGS	Nautilus Instinct Abdominal Bench	\$ 815
Racks (Instinct)		
9NN-R8001-29AAS	Nautilus Instinct 2 Tier Dumbbell Rack (10 Pair)	\$ 715
9NN-R8002-29AAS	Nautilus Instinct 3 Tier Dumbbell Rack (10 Pair)	\$ 715
Multi-Stations		
9NP-M9201-13BZS	Nautilus Cross-Over Cables W/Adj Pulleys	\$ 5,060
9NP-M9605-13BZS	Nautilus 5 Station W/ Adj Pulley (Non Configurable)	\$ 9,495
9NP-M9619-13BZS	Nautilus 9 Station (Non Configurable)	\$ 15,415
9NP-M9620-13BZS	Nautilus 14 Station (Non Configurable)	\$ 22,800
HumanSport		
9-HSAC3	Nautilus Human Sport Arm Crunch (Silver W/ Wood Trim)	\$ 5,060
9-HSLP3	Nautilus Human Sport Lat Pull (Silver W/ Wood Trim)	\$ 5,060
9-HSPL3	Nautilus Human Sport Pull Lift (Silver W/ Wood Trim)	\$ 5,060
9-HSSC3	Nautilus Human Sport Shoulder Chest (Silver W/ Wood Trim)	\$ 5,060
9-HSTD3	Nautilus Human Sport Total Delts (Silver W/ Wood Trim)	\$ 5,060
9-HSTL3	Nautilus Human Sport Total Legs (Silver W/ Wood Trim)	\$ 5,060
Functional Trainers		
F3FT	Nautilus Freedom Trainer	\$ 5,140
F3FTD	Nautilus Freedom Trainer Dual Stack	\$ 6,430
95-0590	Handle System Kit For Cable Machines	\$ 745
Racks		
9NP-L8507-13AAS	Nautilus Freedom Rack	\$ 4,115
9-HDHR2	Nautilus Half Rack	\$ 3,700
9-HDP62	Nautilus Half Rack Platform 6'	\$ 3,700
9-HDP6D	Nautilus Half Rack Sound Dampening Platform 6'	\$ 7,595
9-HDP6D-SA	Nautilus Half Rack Sound Dampening Platform 6', Stand Alone	\$ 6,995
9-HDCS1	Nautilus Half Rack Bumper Plate Storage	\$ 340
9-HDPB1	Nautilus Half Rack Pull-up Bridge	\$ 535
95-0760	Nautilus Half Rack Band Peg And Accessory Hook Kit	\$ 210
Leverage		
9NP-L2002-13BZS	Nautilus Leverage Chest Press	\$ 2,745
9NP-L2003-13BZS	Nautilus Leverage Incline Press	\$ 2,745
9NP-L2004-13BZS	Nautilus Leverage Decline Press	\$ 2,745
9NP-L3003-13BZS	Nautilus Leverage Lat Pulldown	\$ 2,745
9NP-L3004-13BZS	Nautilus Leverage Row	\$ 2,745
9NP-L3005-13BZS	Nautilus Leverage High Row	\$ 2,745

9NP-L4002-13BZS	Nautilus Leverage Shoulder Press	\$ 2,745
9NP-L5002-13BZS	Nautilus Leverage Biceps Curl	\$ 2,745
9NP-L5003-13BZS	Nautilus Leverage Ab Crunch	\$ 2,745
9NP-L8500-13AAS	Nautilus Smith Machine	\$ 3,690
Plate Loaded		
9NP-L1110-13BZS	Nautilus Tilt Seat Calf (Plate Loaded)	\$ 825
9NP-L1130-13BZS	Nautilus Hack Squat (Plate Loaded)	\$ 3,060
9NP-L1131-13BZS	Nautilus Glute Drive	\$ 2,635
731-8296	Nautilus Glute Drive Weight Storage	\$ 340
9NP-L1141-13BZS	Nautilus Angled Leg Press (Plate Loaded)	\$ 3,060
9NP-L3140-13BZS	Nautilus Incline Lever Row (Plate Loaded)	\$ 835
P3DLS	Nautilus Deadlift Shrug (Plate Loaded)	\$ 2,460
P3FWN	Nautilus Four Way Neck (Plate Loaded)	\$ 3,535
P3LCP	Nautilus Leg Curl Prone (Plate Loaded)	\$ 3,535
P3LE	Nautilus Leg Extension (Plate Loaded)	\$ 3,110
P3LP	Nautilus Leg Press (Plate Loaded)	\$ 5,680
P3SD	Nautilus Seated Dip (Plate Loaded)	\$ 3,535
Benches		
400-1125	Nautilus Inspiration Weight Storage (use w/ Oly Benches)	\$ 420
9NP-B7202-13BZS	Nautilus Inspiration Olympic Flat Bench	\$ 950
9NP-B7203-13BZS	Nautilus Inspiration Olympic Incline Bench	\$ 1,060
9NP-B7204-13BZS	Nautilus Inspiration Olympic Decline Bench	\$ 1,060
9NP-B7205-13BZS	Nautilus Inspiration Olympic Military Press	\$ 1,375
9NP-B7506-13BZS	Nautilus Inspiration Multi Adj Bench	\$ 1,060
9NP-B7507-13BZS	Nautilus Inspiration Flat Bench	\$ 535
9NP-B7508-13BZS	Nautilus Inspiration Adjustable Decline Bench	\$ 850
9NP-B7509-13BZS	Nautilus Inspiration Seated Arm Curl Bench	\$ 850
9NP-B7510-13BZS	Nautilus Inspiration Abdominal Bench	\$ 850
9NP-B7511-13BZS	Nautilus Inspiration Pull Up/Dip/Leg Raise	\$ 1,325
9NP-B7514-13BZS	Nautilus Inspiration 45° Back Extension Bench	\$ 950
9NP-B7515-13BZS	Nautilus Inspiration Standing Arm Curl	\$ 950
9NP-B7516-13BZS	Nautilus Inspiration Utility Bench	\$ 535
9NP-B7517-13BZS	Nautilus Inspiration Leg Raise/Dip	\$ 1,160
9NP-B7518-13AAS	Nautilus Inspiration Dip Station	\$ 735
9NP-B7519-13BZS	Nautilus Inspiration Adjustable Incline Bench	\$ 850
9NP-B7520-13BZS	Nautilus Inspiration Glute Ham Developer	\$ 950
9NP-B7521-13BZS	Nautilus Inspiration Utility Stool	\$ 270
Racks		
9NP-R7512-26AAS	Nautilus 2-Sided Olympic Weight Tree	\$ 470
9NP-R7513-26AAS	Nautilus 4-Sided Olympic Weight Tree	\$ 635
9NP-R8005-13AAS	Nautilus Power Cage	\$ 2,115
9NP-R8008-13AAS	Nautilus Olympic Squat Rack	\$ 1,475
9NP-R8009-13AAS	Nautilus Single Dumbbell Rack (5 Pair)	\$ 735
9NP-R8010-13AAS	Nautilus Double Dumbbell Rack (10 Pair)	\$ 950
9NP-R8011-13AAS	Nautilus Triple Dumbbell Rack (15 Pair)	\$ 1,060
9NP-R8012-13AAS	Nautilus Barbell Rack	\$ 795
9NP-R8013-13AAS	Nautilus Accessory Rack	\$ 850
9NP-R8014-13AAS	Nautilus 3-Tier Beauty Bell Rack	\$ 850

2019 Dealer Price List - Group Cycle

**Morse Taper pedal system standard on AC and SC bikes. Threaded pedals standard on IC bike.*

Model	Description	2019 List
Schwinn AC Group Cycles (Carbon Blue Belt)		
9-7300-QINTPO	SCHWINN AC POWER	\$ 2,895
9-7320-WINTPO	SCHWINN AC PERFORMANCE	\$ 2,345
9-7340-WINTPO	SCHWINN AC SPORT	\$ 2,005
SC Group Cycles (Poly V Belt)		
9-7310-MINTPO	SCHWINN SC POWER	\$ 2,895
9-7400-MINTPO	SCHWINN SC7	\$ 2,285
9-7410-BINTPO	SCHWINN SC5	\$ 2,105
Schwinn Classic Group Cycle (Chain)		
9-7420-BINTPO	SCHWINN IC CLASSIC	\$ 1,265
Schwinn Consoles		
700-0008	STAR TRAC GROUP CYCLING COMPUTER (SC bikes)	\$ 165
740-8803	SCHWINN CADENCE PRO COMPUTER (AC/IC bikes)	\$ 170
740-8727	SCHWINN MPOWER ECHLEON 2 CONSOLE w/ RPM Only (ACPP)	\$ 270
740-8940	SCHWINN MPOWER ECHELON2 CONSOLE W/ EXTERNAL WIRING KIT (AC Sport)	\$ 270
740-8730	SCHWINN MPOWER ECHELON2 POWER UPGRADE KIT (AC bikes)	\$ 320
740-8941	SCHWINN MPOWER ECHELON2 CONSOLE W/ POWER UPGRADE KIT (ACPP)	\$ 535
740-8942	SCHWINN MPOWER ECHELON2 CONSOLE W/ POWER UPGRADE, EXT WIRING KIT (AC Sport)	\$ 535
718-5767	SCHWINN MPOWER ECHELON2 CONSOLE, 4iiii UPGRADE	\$ 205
718-5753	4iiii POWER SENSOR CRANK KIT, SC MORSE TAPER	\$ 505
718-5765	4iiii POWER SENSOR CRANK KIT, AC MORSE TAPER	\$ 505
718-5766	4iiii POWER SENSOR CRANK KIT, AC THREADED	\$ 505
Upgrades/Add-ons		
740-8689	SCHWINN TRIPLE LINK PEDALS (SPD, MORSE TAPER)	\$ 130
740-8825	SCHWINN TRIPLE LINK PEDALS (SPD, THREADED)	\$ 155
718-5869	SCHWINN TRIPLE LINK PEDALS (KEO, MORSE TAPER)	\$ 180
700-0475	Phone Holder Kit (Schwinn1)	\$ 25
718-5957	Dumbbell Holder (AC Bikes Only)	\$ 160
700-0454	EXERCISE BAR - 4 LB	\$ 71
700-0456	EXERCISE BAR - 6 LB	\$ 81
700-0404-25	BODY BAR HOLDER, EAGLE WHITE	\$ 110
700-0404-26	EXERCISE BAR HOLDER, WRINKLE BLACK	\$ 110
718-5943-35	Number Badge (AC Bikes only)	\$ 35
050-5572	BIKE NUMBERING TAGS STICKERS 1-25	\$ 11
050-5573	BIKE NUMBERING TAGS STICKERS 26-50	\$ 11

2019 Dealer Price List - HIIT

Model	Description	2019 List
Gauntlets		
9-5270-8G-15-ATSC	StairMaster 8 Series Gauntlet W/15" ATSC EMBEDD	\$ 10,095
9-5270-8G-10	StairMaster 8 Series Gauntlet W/10"	\$ 8,340
9-5270-8G-LCD	StairMaster 8 Series Gauntlet W/LCD	\$ 7,695
FreeClimbers		
9-5260-8FC-15-STBR	StairMaster 8 Series FreeClimber W/15" STB READY EMBEDD IPTV	\$ 8,655
9-5260-8FC-15-ATSC	StairMaster 8 Series FreeClimber W/15" ATSC EMBEDD	\$ 8,125
9-5260-8FC-10	StairMaster 8 Series FreeClimber W/10"	\$ 6,605
9-5260-8FC-LCD	StairMaster 8 Series FreeClimber W/LCD	\$ 5,615
HIIT		
9-4690-BINTPO	StairMaster HIIT Rower	\$ 1,499
9-4680-BINTPO	StairMaster HIITMill X w/ console	\$ 5,880
9-4670-BINTPO	StairMaster HIITMill w/ console	\$ 4,795
9-4650-BINTPO	StairMaster HIIT Bike w/ console	\$ 2,695
9-4660-MINTPO	StairMaster HIIT UBE w/ console	\$ 4,360
718-5637-26	StairMaster UBE Ramp Kit	\$ 300
9-4590-BINTPO	StairMaster HIITMill (no console)	\$ 3,995
9-4640-BINTPO	StairMaster HIITMill X (no console)	\$ 4,995
715-4199-31	StairMaster HIIT Console, RETROFIT HIITMill	\$ 600
718-5887	StairMaster HIIT Console, RETROFIT AirFit	\$ 400
717-0475-26	StairMaster TC5 Upper Body Upgrade Kit	\$ 995
Tablet Holders Kit		
700-0395	TABLET HOLDER, BCS	\$ 160
PVS Kits		
700-0392	MYE PVS SCREEN ATSC/NTSC TUNER w/8-FREECLIMBER MOUNT	\$ 1,580
700-0390	MYE PVS SCREEN ATSC/NTSC TUNER w/8- BCG MOUNT	\$ 1,580
800/900MHz		
700-0372	800/900MHz Kit, MYE WIRELESS RCVR, 8-Series TRx/TC/G	\$ 400
700-0373	800/900MHz Kit, MYE WIRELESS RCVR, 8-Series TR/BIKES/CT/FC	\$ 400
Apple Gym Kit		
701-0315-KT	Apple Gym Kit (Wahoo Board, NFC Ant)	\$ 129
BoxMaster®		
9BM-K9404-26CSS	StairMaster Boxmaster Quad	\$ 14,775
9BM-K9401-26CSS	StairMaster Boxmaster Tower	\$ 3,160
400-1120	StairMaster Boxmaster Base	\$ 1,160
731-5674	BoxMaster Kickpad	\$ 525

2019 Dealer Price List - Cardio

Model	Description	2019 List
Treadmills		
9-9271-10TRX-FREERUNNER-110-LCDQ	Star Trac 10 Series FreeRunner Treadmill 110V, W/LCD QUICK KEYS	\$ 14,395
9-9251-8TRX-110-15-STBR	Star Trac 8 Series TRx Treadmill 110V, W/15" STB READY EMBEDD IPTV	\$ 12,560
9-9251-8TRX-110-15-ATSC	Star Trac 8 Series TRx Treadmill 110V, W/15" ATSC EMBEDD	\$ 12,035
9-9251-8TRX-110-10	Star Trac 8 Series TRx Treadmill 110V, W/10"	\$ 10,450
9-9191-8TR-110-10	Star Trac 8 Series TR Treadmill 110V, W/10"	\$ 9,395
9-9251-8TRX-110-LCDQ	Star Trac 8 Series TRx Treadmill 110V, W/LCD QUICK KEYS	\$ 9,440
9-9191-8TR-110-LCD	Star Trac 8 Series TR Treadmill 110V, W/LCD	\$ 8,380
9-3581-MUSAP0	Star Trac S-TRc Treadmill	\$ 7,385
9-3573-MUSAP3	Star Trac S-TRx Treadmill	\$ 6,970
740-8724-KT	Star Trac S-TRc Rail Extension (single side)	\$ 202
9-3613-4TR-110-15A-10IN	Star Trac 4 Series Treadmill (Light Commercial/Consumer ONLY)	\$ 3,195
TreadClimbers®		
9-9261-8TH-110-LCD	Star Trac 8 Series TrailHiker 110V, W/LCD	\$ 13,255
9-9131-MUSAP0	Star Trac E-TC TreadClimber	\$ 12,475
9-9131-MUSAP2	Star Trac E-TCi TreadClimber w/ PVS	\$ 14,035
717-0474-20	Star Trac E-TC Upper Body Upgrade Kit	\$ 1,010
Cross Trainers		
9-6150-8RDE-15-STBR	Star Trac 8 Series Rear Drive Elliptical W/15" STB READY EMBEDD IPTV	\$ 9,925
9-6150-8RDE-15-ATSC	Star Trac 8 Series Rear Drive Elliptical W/15" ATSC EMBEDD	\$ 9,395
9-6150-8RDE-10	Star Trac 8 Series Rear Drive Elliptical W/10"	\$ 7,870
9-6150-8RDE-LCD	Star Trac 8 Series Rear Drive Elliptical with LCD	\$ 6,890
9-6140-8CT-15-STBR	Star Trac 8 Series Cross Trainer W/15" STB READY EMBEDD IPTV	\$ 10,285
9-6140-8CT-15-ATSC	Star Trac 8 Series Cross Trainer W/15" ATSC EMBEDD	\$ 9,760
9-6140-8CT-10	Star Trac 8 Series Cross Trainer W/10"	\$ 8,235
9-6140-8CT-LCD	Star Trac 8 Series Cross Trainer W/LCD	\$ 7,270
9-4060-MINTP0	Star Trac S-CTx Cross Trainer	\$ 5,275
9-4080-4CT-10IN	Star Trac 4 Series Cross Trainer (Light Commercial/Consumer ONLY)	\$ 2,695
Versa Striders		
9-6160-8VS-15-STBR	Star Trac 8 Series VersaStrider W/15" STB READY EMBEDD IPTV	\$ 10,855
9-6160-8VS-15-ATSC	Star Trac 8 Series VersaStrider W/15" ATSC EMBEDD	\$ 10,765
9-6160-8VS-10	Star Trac 8 Series VersaStrider W/10"	\$ 9,240
9-6160-8VS-LCD	Star Trac 8 Series VersaStrider W/LCD	\$ 8,265
Recumbent Bikes		
9-8130-8RB-15-STBR	Star Trac 8 Series Recumbent Bike W/15" STB READY EMBEDD IPTV	\$ 7,170
9-8130-8RB-15-ATSC	Star Trac 8 Series Recumbent Bike W/15" ATSC EMBEDD	\$ 6,645
9-8130-8RB-10	Star Trac 8 Series Recumbent Bike W/10"	\$ 5,130
9-8130-8RB-LCD	Star Trac 8 Series Recumbent Bike W/LCD	\$ 4,135
9-3150-MINTP0	Star Trac S-RBx Recumbent Bike	\$ 3,060
9-3190-4RB-10IN	Star Trac 4 Series Recumbent Bike (Light Commercial/Consumer ONLY)	\$ 2,495
Upright Bikes		
9-8120-8UB-15-STBR	Star Trac 8 Series Upright Bike W/15" STB READY EMBEDD IPTV	\$ 6,855
9-8120-8UB-15-ATSC	Star Trac 8 Series Upright Bike W/15" ATSC EMBEDD	\$ 6,330
9-8120-8UB-10	Star Trac 8 Series Upright Bike W/10"	\$ 4,805
9-8120-8UB-LCD	Star Trac 8 Series Upright Bike W/LCD	\$ 3,820
9-3140-MINTP0	Star Trac S-UBx Upright Bike	\$ 2,745
9-3180-4UB-10IN	Star Trac 4 Series Upright Bike (Light Commercial/Consumer ONLY)	\$ 1,795
Tablet Holders Kit		
700-0394	TABLET HOLDER, TREAD	\$ 160
700-0395	TABLET HOLDER, BCS	\$ 160
PVS Kits		
700-0386	MYE PVS SCREEN ATSC/NTSC TUNER w/8- TREADMILL MOUNT	\$ 1,580
700-0388	MYE PVS SCREEN ATSC/NTSC TUNER w/8-TREADCLIMBER MOUNT	\$ 1,580
700-0390	MYE PVS SCREEN ATSC/NTSC TUNER w/8- BCG MOUNT	\$ 1,580
700-0177	Star Trac S-UBx PVS Kit	\$ 1,580
700-0178	Star Trac S-RBx PVS Kit	\$ 1,580
700-0179	Star Trac S-CTx PVS Kit	\$ 1,580
700-0180	Star Trac S-TRc PVS Kit	\$ 1,580
700-0181	Star Trac S-TRx PVS Kit	\$ 1,580
700-0426	Star Trac S-UBx PVS Kit MYE, 15.6" PRO:IDIOM	\$ 2,005
700-0430	Star Trac S-TRx PVS Kit MYE, 15.6" PRO:IDIOM	\$ 2,005
700-0427	Star Trac S-RBx PVS Kit MYE, 15.6" PRO:IDIOM	\$ 2,005
700-0429	Star Trac S-TRc PVS Kit MYE, 15.6" PRO:IDIOM	\$ 2,005
700-0428	Star Trac S-CTx PVS Kit MYE, 15.6" PRO:IDIOM	\$ 2,005
700-0164	Star Trac PVS BRACKET W/CBL, S-UBx (for use with 700-0390)	\$ 185
700-0165	Star Trac PVS BRACKET W/CBL, S-RBx (for use with 700-0390)	\$ 185
700-0166	Star Trac PVS BRACKET W/CBL, S-CTx (for use with 700-0390)	\$ 185
700-0167	Star Trac PVS BRACKET W/CBL, S-TRc (for use with 700-0386)	\$ 185
700-0168	Star Trac PVS BRACKET W/CBL, S-TRx (for use with 700-0386)	\$ 185
800/900MHz		
700-0372	800/900MHz Kit, MYE WIRELESS RCVR, 8-Series TRx/TC/G	\$ 400
700-0373	800/900MHz Kit, MYE WIRELESS RCVR, 8-Series TR/BIKES/CT/FC	\$ 400
Apple Gym Kit		
701-0315-KT	Apple Gym Kit (Wahoo Board, NFC Ant)	\$ 129